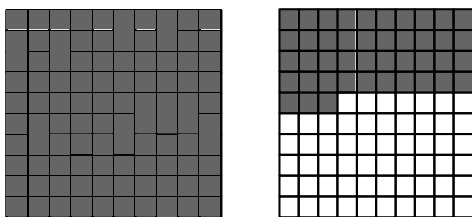


1) Match each sentence beginning in column A to an ending in column B.


A	B
1. To represent a percent greater than 100%, _____	A. shade squares from the hundred grid to show the whole number and part of one square to show the fraction.
2. To represent a fractional percent greater than 1%, _____	B. shade part of a square on the hundred grid.
3. To represent a whole percent, _____	C. Shade more than one hundred grid.
4. To represent a fractional percent between 0% and 1%, _____	D. Shade full squares on a hundred grid.

2) What percent does each diagram represent?

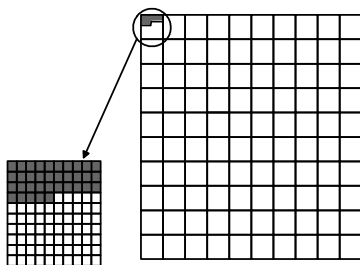
A)



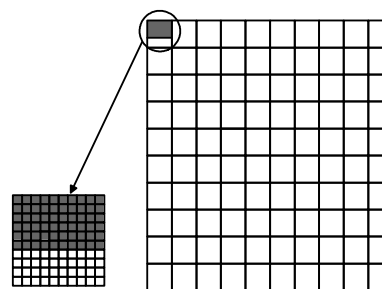
B)



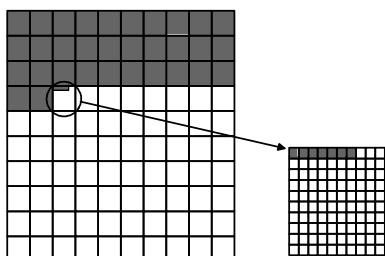
C)



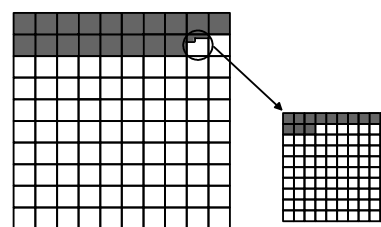
D)



E)




F)




3) Represent each percents on the grids provided.

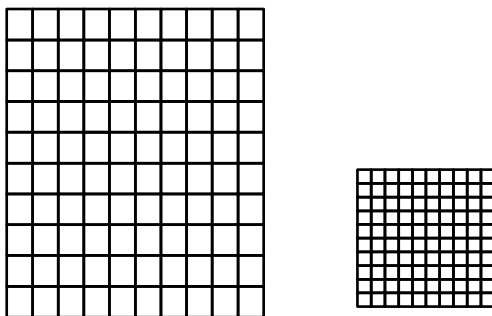
A) 140 %



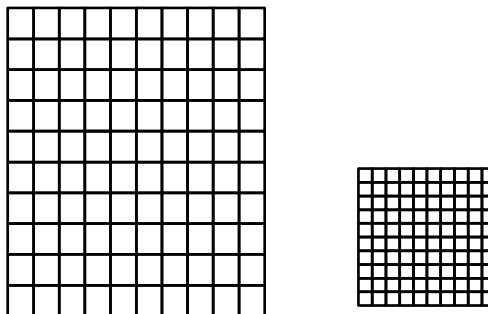
B) 123%



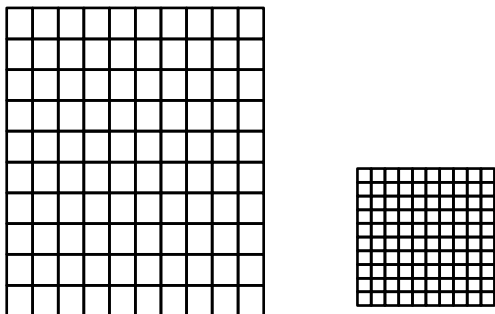
C) 46.58%



D) 71.42%



E) 0.38%



F) 0.64%

