

# **Recorder Materials**

# Recorder Check-up

<b>Name:</b>		<b>Date:</b>			
<b>Song</b>					
<b>Musical Elements</b>	<b>Needs Improvement</b>	<b>&gt;&gt;&gt;&gt;</b>	<b>Average</b>	<b>&gt;&gt;&gt;&gt;</b>	<b>Excellent</b>
	1	2	3	4	5
Tone					
Fingering					
Rhythm					
Tonguing					
Fluency					

**Encouragements/Comments:** \_\_\_\_\_

\_\_\_\_\_

\_\_\_\_\_

\_\_\_\_\_

\_\_\_\_\_

\_\_\_\_\_

\_\_\_\_\_

**Parent's/Guardian's Signature:** \_\_\_\_\_

# Recorder Practise Method

1. Keep the beat and say the rhythm pattern.
2. Keep the beat and say the solfa.
3. Sing the solfa with hand signs.
4. Keep the beat and say the Absolutes.
5. Sing the Absolutes with your hand staff.
6. Sing the Absolutes and show the fingering on the recorder in chin position.
7. Practise the song on the recorder.
8. Play the song for a friend or family member.

😊 **Students should practise 12-15 minutes per day** 😊

[illegible]

# Recorder Practise Log

😊 **Students should practise 12-15 minutes per day** 😊

[illegible]

### Recorder Peer Assessment

Name: \_\_\_\_\_  
Class: \_\_\_\_\_ Date: \_\_\_\_\_

Student: \_\_\_\_\_

1. Notes/Fingering	S	W
2. Tonguing	S	W
3. Posture/Hand Position	S	W
<b>Overall Rating</b>	S	W

### Recorder Peer Assessment

Name: \_\_\_\_\_  
Class: \_\_\_\_\_ Date: \_\_\_\_\_

Student: \_\_\_\_\_

1. Notes/Fingering	S	W
2. Tonguing	S	W
3. Posture/Hand Position	S	W
<b>Overall Rating</b>	S	W

### Recorder Peer Assessment

Name: \_\_\_\_\_  
Class: \_\_\_\_\_ Date: \_\_\_\_\_

Student: \_\_\_\_\_

1. Notes/Fingering	S	W
2. Tonguing	S	W
3. Posture/Hand Position	S	W
<b>Overall Rating</b>	S	W

### Recorder Peer Assessment

Name: \_\_\_\_\_  
Class: \_\_\_\_\_ Date: \_\_\_\_\_

Student: \_\_\_\_\_

1. Notes/Fingering	S	W
2. Tonguing	S	W
3. Posture/Hand Position	S	W
<b>Overall Rating</b>	S	W

### Recorder Peer Assessment

Name: \_\_\_\_\_  
Class: \_\_\_\_\_ Date: \_\_\_\_\_

Student: \_\_\_\_\_

1. Notes/Fingering	S	W
2. Tonguing	S	W
3. Posture/Hand Position	S	W
<b>Overall Rating</b>	S	W

### Recorder Peer Assessment

Name: \_\_\_\_\_  
Class: \_\_\_\_\_ Date: \_\_\_\_\_

Student: \_\_\_\_\_

1. Notes/Fingering	S	W
2. Tonguing	S	W
3. Posture/Hand Position	S	W
<b>Overall Rating</b>	S	W

**Name:** \_\_\_\_\_

**Grade:** \_\_\_\_\_

**Class:** \_\_\_\_\_

**Date:** \_\_\_\_\_

***Recorder Progress***

1. Hand Position \_\_\_\_\_

2. Tone \_\_\_\_\_

3. Tonguing \_\_\_\_\_

4. Can read notes \_\_\_\_\_

B, A, G, E, D, C<sup>b</sup>, D<sup>b</sup>, E<sup>b</sup>, F<sup>#</sup>

5. Can play fluently \_\_\_\_\_

Comments: \_\_\_\_\_

\_\_\_\_\_

\_\_\_\_\_

\_\_\_\_\_

\_\_\_\_\_

\_\_\_\_\_

**OK**

**FAIR**

**WEAK**

**Name:** \_\_\_\_\_

**Grade:** \_\_\_\_\_

**Class:** \_\_\_\_\_

**Date:** \_\_\_\_\_

***Recorder Progress***

1. Hand Position \_\_\_\_\_

2. Tone \_\_\_\_\_

3. Tonguing \_\_\_\_\_

4. Can read notes \_\_\_\_\_

B, A, G, E, D, C<sup>b</sup>, D<sup>b</sup>, E<sup>b</sup>, F<sup>#</sup>

5. Can play fluently \_\_\_\_\_

Comments: \_\_\_\_\_

\_\_\_\_\_

\_\_\_\_\_

\_\_\_\_\_

\_\_\_\_\_

\_\_\_\_\_

\_\_\_\_\_

**OK**

**FAIR**

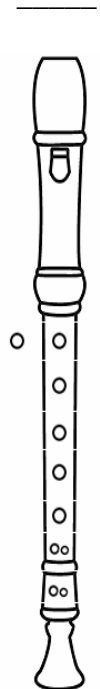
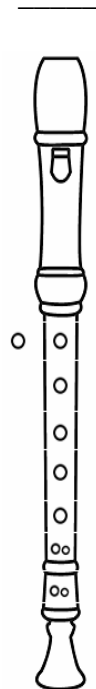
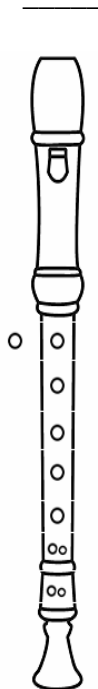
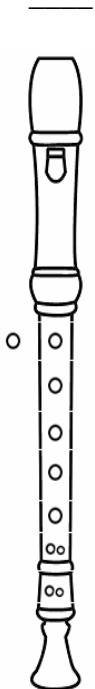
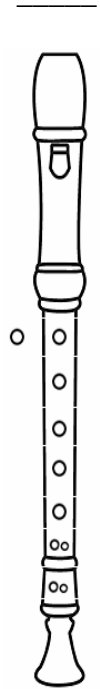
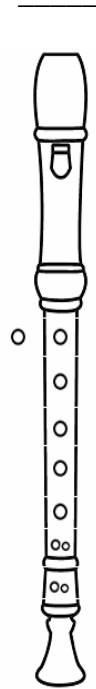
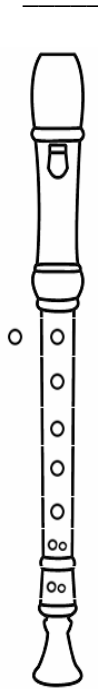
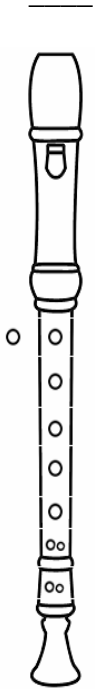
**WEAK**

# Recorder Fill In

Name: \_\_\_\_\_

Class: \_\_\_\_\_

Fill in the correct fingering for the following notes.

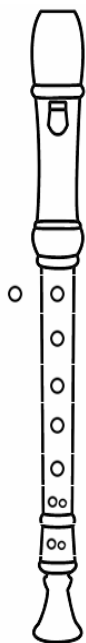


# Fingerings and Staff

Name: \_\_\_\_\_

Class: \_\_\_\_\_

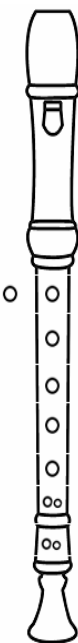
\_\_\_\_\_



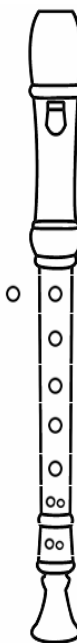
\_\_\_\_\_



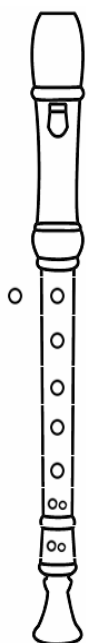
\_\_\_\_\_



\_\_\_\_\_



\_\_\_\_\_



\_\_\_\_\_



\_\_\_\_\_



\_\_\_\_\_

