

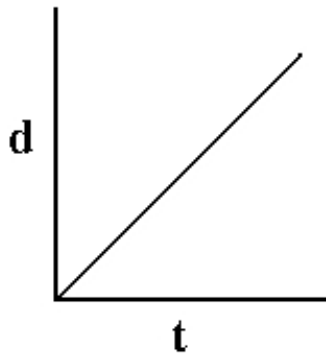
General Science 3200

Worksheet 16: Analyzing Graphs

Name: _____

Describe the motion of the car for each graph.

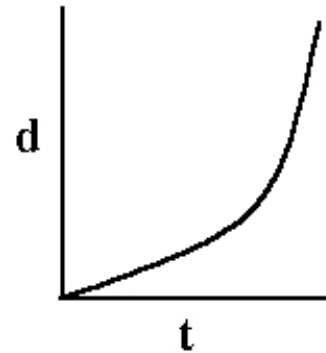
1.



- a) This graph represents _____.
b) Is the motion uniform or nonuniform?

c) Explain:

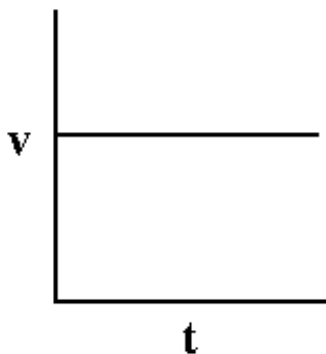
2.



- a) This graph represents _____.
b) Is the motion uniform or nonuniform?

c) Explain:

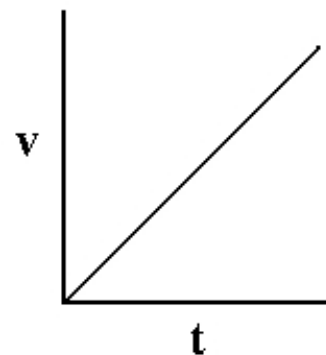
3.



- a) This graph represents _____.
b) Is the motion uniform or nonuniform?

c) Explain:

4.



- a) This graph represents _____.
b) Is the motion uniform or nonuniform?

c) Explain: