



















Draw Bohr Energy Level Diagrams (using circles or levels) in the blocks provided for each of the following elements:

 H							 He
 Li	 Be	 B	 C	 N	 O	 F	 Ne
 Na	 Mg	 Al	 Si	 P	 S	 Cl	 Ar

Here are the Energy Level Diagrams done without the circles:

