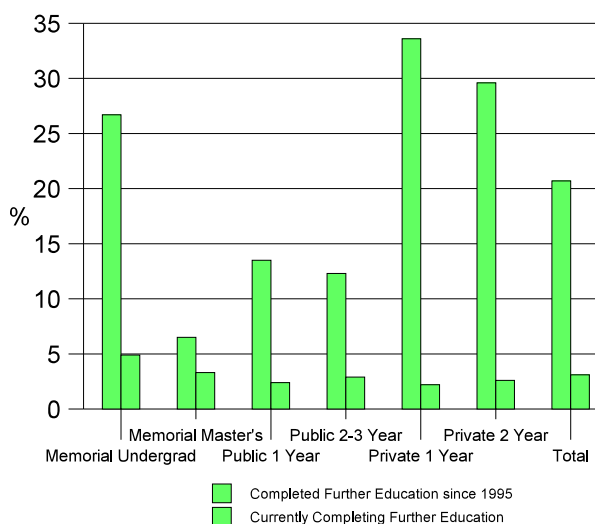


## 7. FURTHER EDUCATION AND TRAINING

Many graduates had obtained further education since graduating in 1995 or were taking further programs at the time of the most recent survey.

Figure 7.0 shows high percentages of respondents from private college one-year (34%) and two-year (30%) programs and from Memorial University's undergraduate (27%) programs reporting that they had completed further education since originally graduating in 1995. The largest proportion of respondents in school in 2000-2001 were from Memorial University's graduate (3%) and undergraduate (5%) programs and public college two- and three-year programs.

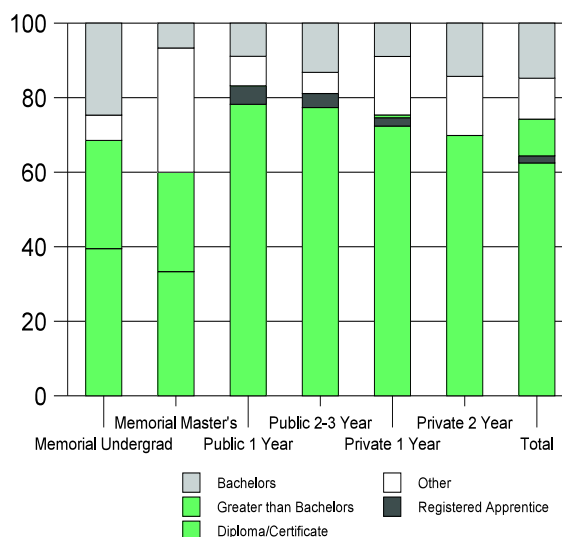
**Figure 7.0 Respondents Currently Pursuing Further Education or Having Completed Further Education Since Graduating in 1995 by Sector (n=2230)**



### 7.1 DETAILS OF PROGRAM

Overall, the majority of respondents (63%) who pursued further education pursued a diploma or certificate from either a public or private college (Figure 7.1). Fifteen percent (15%) of respondents pursued a bachelor's degree from a university while 11% of respondents reported pursuing "Other" education which included programs such as non-professional certificates, continuing education/personal interest courses, and diplomas or certificates that are greater than a bachelor's degree but less than a master's degree. Ten percent (10%) of respondents pursued a degree greater than a bachelor's and 2% were registered apprentices.

**Figure 7.1 Type of Further Education Taken by Respondents by Sector (n=528)**



Of those who had pursued or were currently pursuing further education, a high percentage of respondents, averaging 74%, from public and private programs of all durations reported they had pursued a diploma/certificate from a public or private college. A large minority of respondents from Memorial University undergraduate (40%) and master's programs (33%) also reported that had acquired a diploma/certificate from a public or private college.

One-quarter of Memorial University undergraduates pursued a second bachelor's degree while a further 29% pursued a degree greater than a bachelor's. Likewise 27% of Memorial University master's respondents reported they had pursued or were currently pursuing a degree greater than a bachelor's.

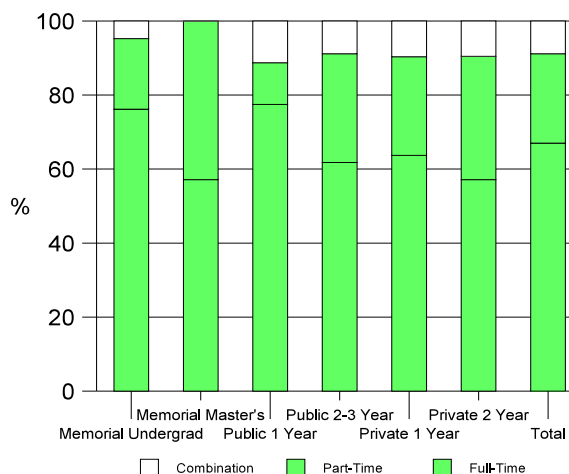
## 7.2 FULL-TIME OR PART-TIME STUDIES

Overall, 67% of respondents who pursued further education attended full-time, while 24% attended part-time and 9% attended a combination of full-time and part-time (Figure 7.2). Full-time attendance was highest for graduates from public college one-year programs (77%) followed by graduates from Memorial University's undergraduate (76%), private college one-year (64%) and public college two- and three-year (62%) programs.

Memorial University master's programs had the highest reported percentage of respondents who pursued their further education part-time (43%).

At time of survey, respondents had pursued further education for 2 years and 5 months, on average.

**Figure 7.2 Percentage of Respondents Who Pursued Further Education Either Full-Time, Part-Time or a Combination of Both (n=373)**



### 7.3 REASONS FOR PURSUING FURTHER EDUCATION AND TRAINING

The most popular reason (53%) reported by respondents for pursuing further education and training after they had graduated in 1995 was to get a new job, get a better job, or keep their current job (Figure 7.3). The percentages ranged from a high of 62% from Memorial University undergraduate respondents to a low of 33% from Memorial University master's respondents.

A sizable minority (21%) of respondents reported self-improvement as the main reason they pursued further education and training while others cited doing better work or earning higher wages (14%) or further education as part of an educational program (7%).

**Figure 7.3 Reasons Why Respondents Pursued Further Education by Sector (n=529)**

