

MINERAL OCCURRENCE DATA SYSTEM (MODS)

Greg Stapleton, Jan Smith and Crispin Pike

The Mineral Occurrence Data System (MODS) is a vital resource available for explorationists and researchers interested in the mineral resources of the Province. It provides location, exploration history and essential geological data and also classifies them by style and geological context. The database currently contains over 6800 records and is updated and added to continuously.

MODS USER STATISTICS

In 2015 a study of the 2013 web server statistics for the Mineral Inventory Database was undertaken to discern how often the database was accessed, from where it was accessed and what data are being accessed. A hit on the database is logged when the user opens a Mineral Inventory Report. For the past nine years the database has been consistently used averaging 26 803 hits per year (Figure 1). In 2013, the database was accessed 22 817 times by 8020 unique users who opened a total of 4382 unique Mineral Inventory Reports. As shown in Figure 2 and Table 1, the database has a global audience being accessed from one hundred countries, which represent approximately half of the countries of the world. It is accessed most frequently from Canada and the commodity of greatest interest is gold as evident in Figures 2 and 3, respectively.

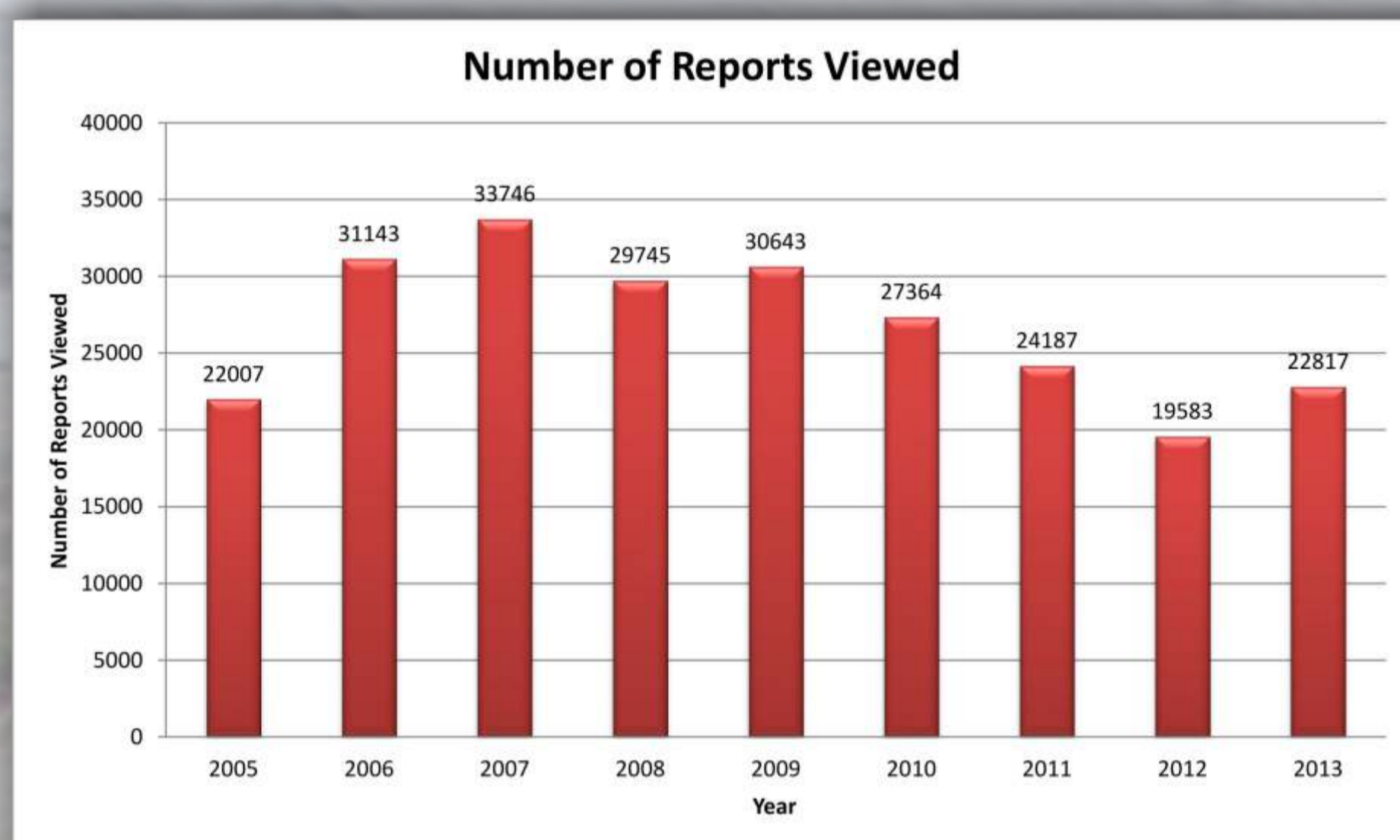


Figure 1

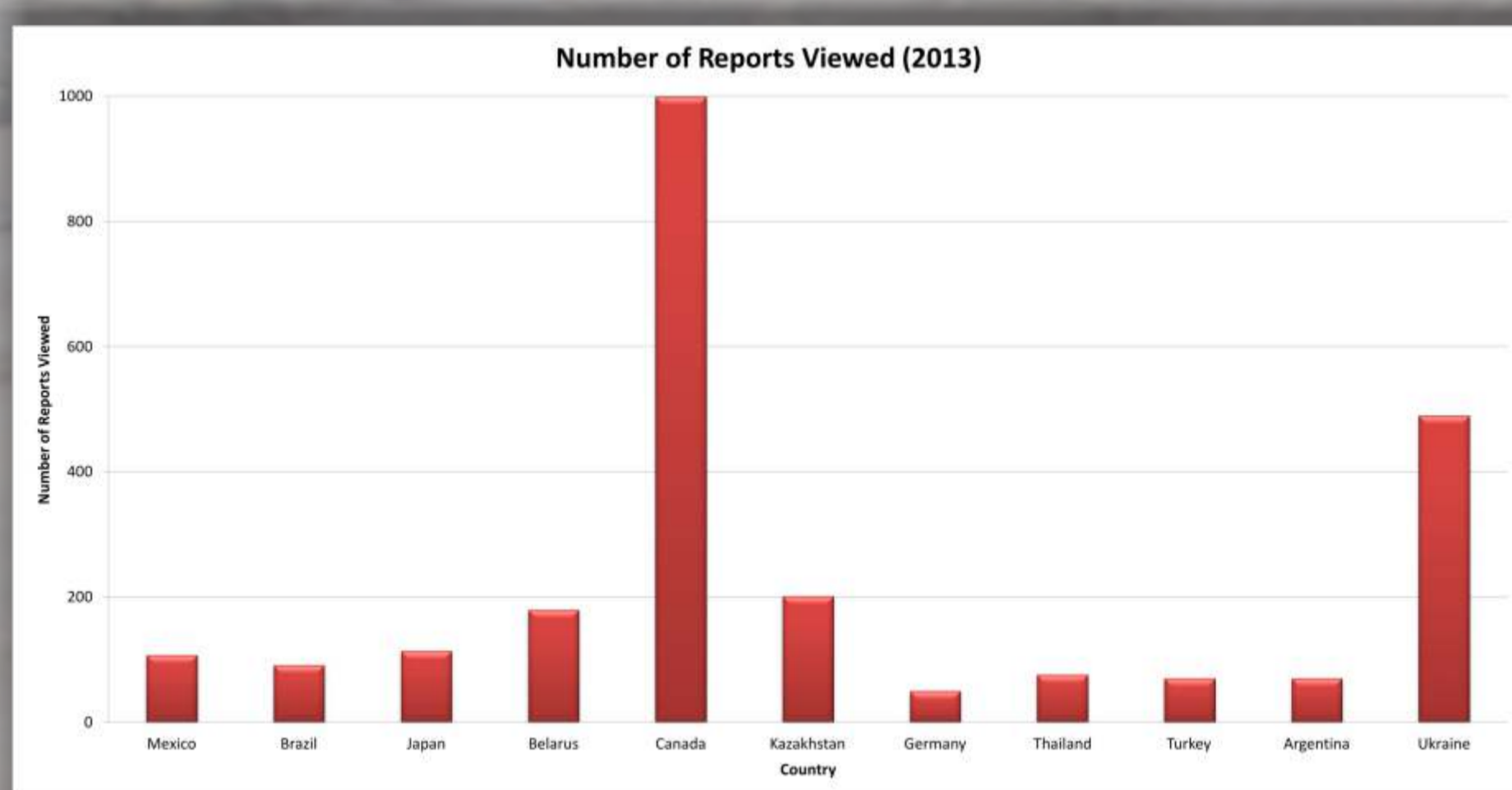


Figure 2

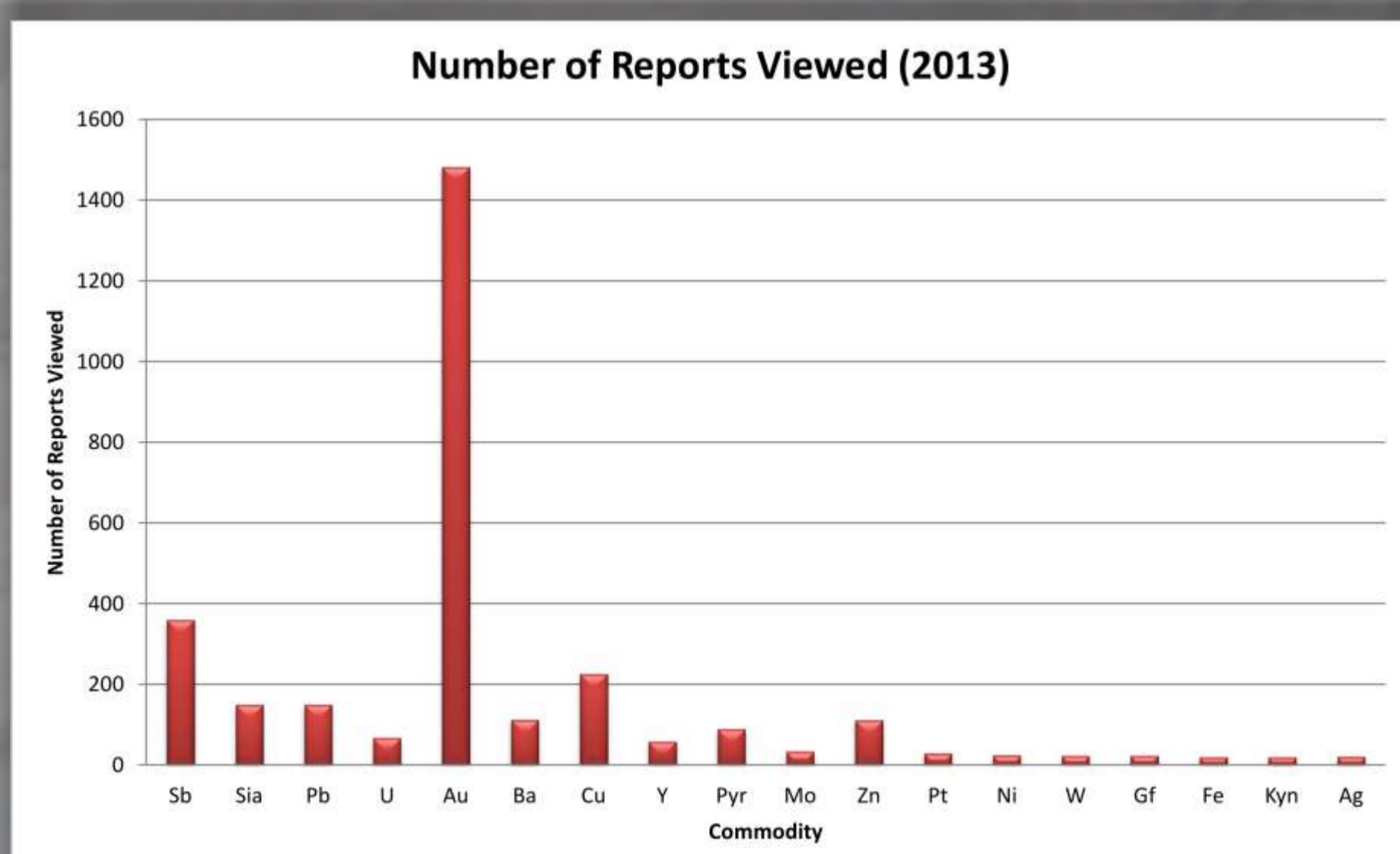


Figure 3

Point of Origin	# of Hits	Point of Origin	# of Hits	Point of Origin	# of Hits
Albania	1	Iran	26	Turkey	70
Antigua and Barbuda	1	Ireland	2	Tuvalu	12
Argentina	70	Italy	7	Ukraine	498
Armenia	7	Japan	114	United Arab Emirates	6
ARPANET	8	Jordan	10	United Kingdom	2
Australia	6	Kazakhstan	202	Uruguay	4
Austria	1	Kenya	1	USA Higher Education	1
Azerbaijan	2	Kyrgyzstan	1	Uzbekistan	1
Bangladesh	2	Latvia	1	Venezuela	4
Belarus	180	Libya	9	Vietnam	33
Belgium	9	Lithuania	5	Yemen	5
Bolivia	7	Luxembourg	7	Zambia	1
Bosnia-Herzegovina	4	Malaysia	4	Zimbabwe	1
Brazil	91	Mexico	107	(.net)	7182
Brunei Darussalam	1	Moldova	11	(.com)	3513
Bulgaria	15	Morocco	4	Unresolved	7794
Cambodia	1	Mozambique	1		
Canada	4709	Nepal	1		
Cape Verde	2	Netherlands	47		
Chile	21	New Caledonia	1		
China	5	New Zealand	2		
Colombia	19	Norway	2		
Croatia	9	Occupied Palestinian Territory	5		
Czech Republic	37	Pakistan	3		
Dominican Republic	3	Paraguay	1		
Ecuador	3	Peru	4		
Egypt	2	Philippines	7		
Estonia	10	Poland	127		
Finland	5	Portugal	2		
France	29	Romania	13		
Georgia	13	Russia	97		
Germany	50	Samoa	1		
Ghana	2	Saudi Arabia	2		
Greece	17	Singapore	4		
Guatemala	5	Slovakia	15		
Guyana	1	South Africa	5		
Honduras	2	Spain	11		
Hungary	23	Sweden	3		
Iceland	2	Switzerland	9		
India	44	Taiwan	14		
Indonesia	42	Thailand	76		
Israel	13	Tonga	1		

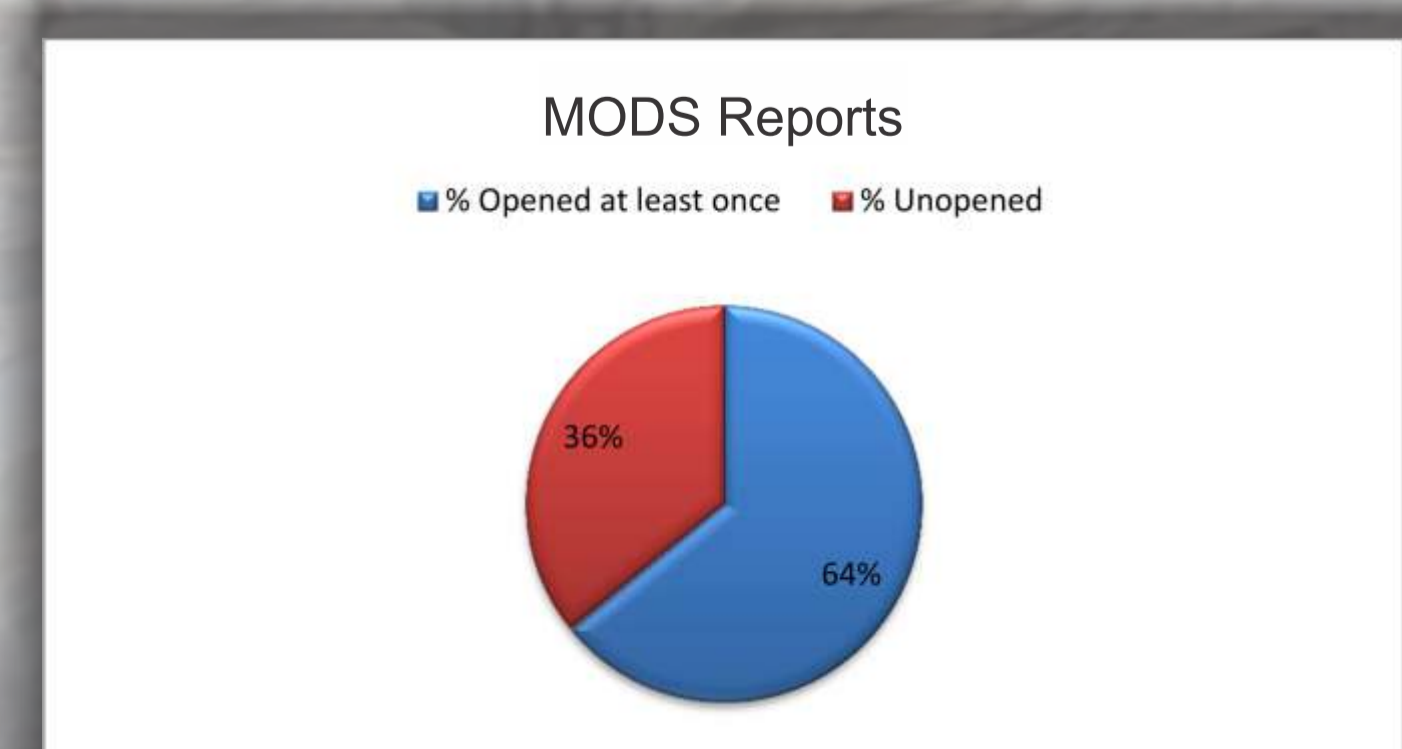


Figure 4