



FILE NO: _____ COMPANY INVESTICAN ENERGY
 WELL GOBINEAU #1
 API NO: _____ FIELD FLAT BAY
 PROVINCE NEWFOUNDLAND AND LABRADOR

Ver. 3.87 LOCATION:
 LICENSE: X = 384991.76
 03-106 Y = 5357531.42
 OTHER SERVICES
 ZDL-CN-GR-XYCAL
 STAR-CBIL-GR, CVL
 HDIL-GR-CAL, MREX
 XMAC-GR, CBL

PERMANENT DATUM G.L. _____ ELEVATION 103.18 M
 LOG MEASURED FROM K.B. 4.30 M ABOVE P.D.
 DRILL MEAS. FROM KELLY BUSHING
 ELEVATIONS:
 KB 107.48 M
 DF
 GL 103.18 M

DATE	07-DEC-2012	
RUN	TRIP	6
SERVICE ORDER	CA215444	
DEPTH DRILLER	445.0 M	
DEPTH LOGGER	444.0 M	
BOTTOM LOGGED INTERVAL	428.0 M	
TOP LOGGED INTERVAL	225.0 M	
CASING DRILLER	177.8 MM @ 214.0 M	
CASING LOGGER	214.0 M	
BIT SIZE	156.0 MM	
TYPE OF FLUID IN HOLE	WATER BASE MUD	
DENSITY	1100.0 G/L	56.0 CP
PH	9.0	3.1 ML
SOURCE OF SAMPLE	FLOWLINE	
RM AT MEAS. TEMP.	0.12 OHMM	@ 15.3 DEGC
RMF AT MEAS. TEMP.	0.14 OHMM	@ 15.6 DEGC
RMC AT MEAS. TEMP.	0.17 OHMM	@ 15.8 DEGC
SOURCE OF RMF	MEASURED	MEASURED
RM AT BHT	0.12 OHMM	@ 14.3 DEGC
TIME SINCE CIRCULATION	38.5 HOURS	
MAX. RECORDED TEMP.	14.3 DEGC	
EQUIP. NO.	LOCATION	OH ST. JOHN
RECORDED BY	ZALESKI KH	
WITNESSED BY	ERNIE LEROUX	

IN MAKING INTERPRETATIONS OF LOGS OUR EMPLOYEES WILL GIVE CUSTOMER THE BENEFIT OF THEIR BEST JUDGEMENT. BUT SINCE ALL INTERPRETATIONS ARE OPINIONS BASED ON INFERENCES FROM ELECTRICAL OR OTHER MEASUREMENTS, WE CANNOT, AND WE DO NOT GUARANTEE THE ACCURACY OR CORRECTNESS OF ANY INTERPRETATION. WE SHALL NOT BE LIABLE OR RESPONSIBLE FOR ANY LOSS, COST, DAMAGES, OR EXPENSES WHATSOEVER INCURRED OR SUSTAINED BY THE CUSTOMER RESULTING FROM ANY INTERPRETATION MADE BY ANY OF OUR EMPLOYEES.

BIT SIZE	FROM	TO
311.0 MM	0.0 M	162.0 M
215.9 MM	162.0 M	215.0 M
156.0 MM	215.0 M	445.0 M

SIZE	WEIGHT	GRADE	FROM	TO
244.5 MM	59.5 KG/M	J-55	0.0 M	162.0 M
177.8 MM	34.2 KG/M	J-55	0.0 M	214.0 M

REMARKS

RUN 1 TRIP 6 : TIME STOPPED CIRCULATION: 08-DEC-2012 12:00 PM

FLUID VISCOSITY ASSUMED TO BE 1CP, THEREFORE CALCULATED PERMEABILITY IS EQUAL TO THE MOBILITY
 FBU PRESSURE SELECTED AFTER STABILIZING TO BELOW 2KPA/MIN
 QUARTZ GAGE MEASURED PRESSURE PRESENTED IN KPA AND IS TEMPERATURE CORRECTED

RIG: GOBINEAU FORGAS NO.3

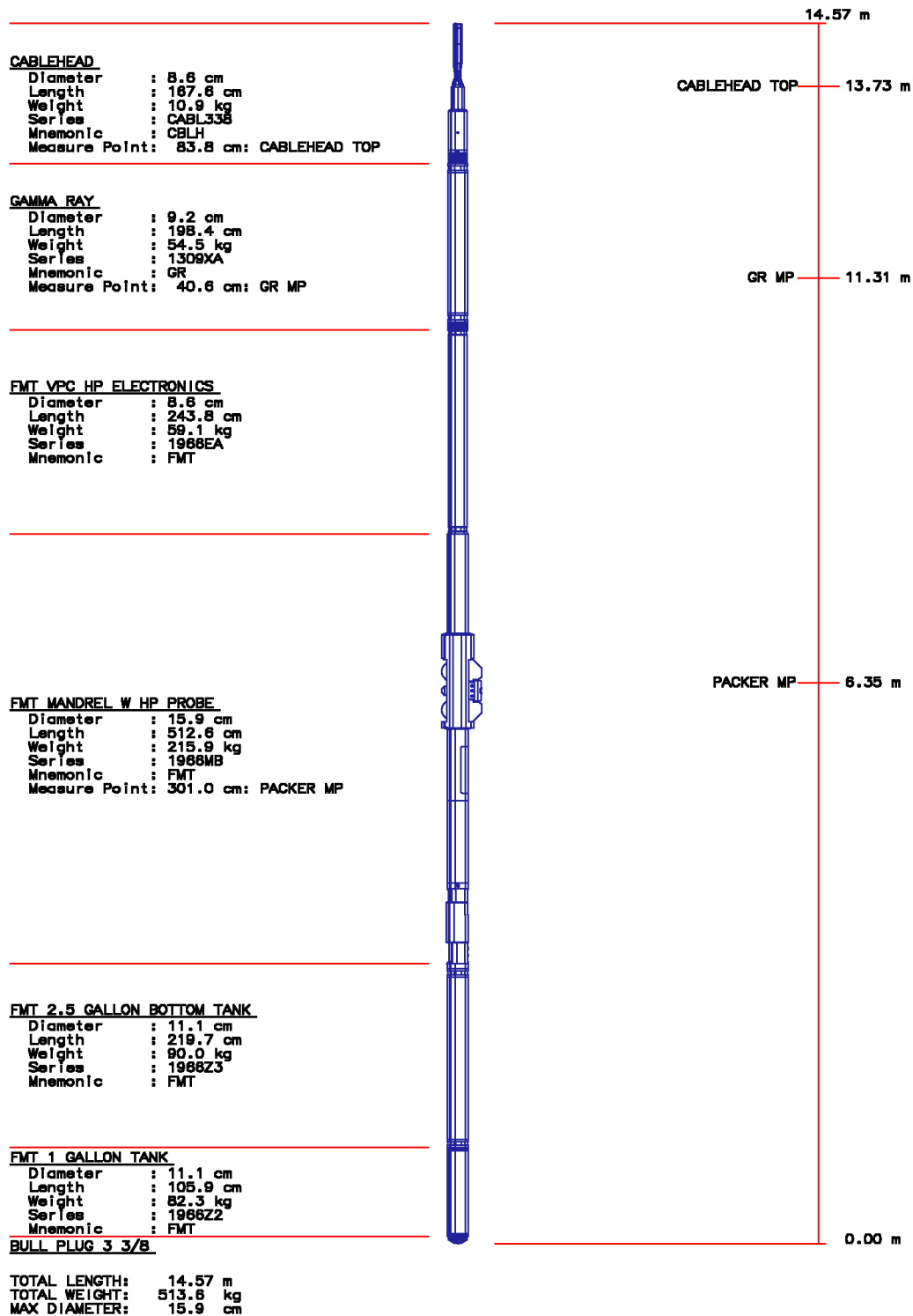
CREW: I.ZALESKI KH, D.DE VILLIERS, J.CHOCHOLACEK, T.NEWMAN, L.HICKS, N.MCDERMID,

EQUIPMENT DATA

RUN	TRIP	TOOL	SERIES NO.	SERIAL NO.	POSITION
1	6	GR	1309XA	Z041751	FREE
1	6	FMT HP/TEMP	1966EA	Z094541	FREE
1	6	FMT VPC	1966MA	Z113890	FREE

INSTRUMENT CONFIGURATION

Source File: /dat1a/investcan/m001c~investcan-tdg



PRESSURE SUMMARY REPORT – TRIP [01]

Meta File: pta-hp-01.psr.meta

FORMATION MULTI-TESTER PRESSURE TEST SUMMARY REPORT

COMPANY NAME	INVESTCAN ENERGY	RUN	1
WELL NAME	GOBINEAU #1	OPERATION	6
FIELD	FLAT BAY	TRIP	1
REPORT DATE/TIME	Mon Dec 10 14:13:25 2012		
PACKER	5-1/8 (in)	GAUGE USED	QUARTZ
EXTENSION KIT	5-1/8 (in)	PROBE I.D.	14.275 (mm)
FLOW CONTROL	In-line Restrictor	FILTER SIZE	0.152 (mm)
SNORKEL STOP	Low Force	RUBBER DUROMETER	80
SNORKEL FACTOR	0.75	UPPER TANK VOL.	10.000 (L)
PRETEST VOLUME	20 (cm3)	LOWER TANK VOL.	4.000 (L)
PRETEST DD RATE	Standard		

TEST NO.	FILE NO.	MEASURED DEPTH (m)	TVD DEPTH (m)	FILL TIME (s)	SAND FACE PRESSURE (kPa)	FLOWING PRESSURE (kPa)	FINAL BUILDUP PRESSURE (kPa)	HYDRO-STATIC BEFORE (kPa)	HYDRO-STATIC AFTER (kPa)	DRAWDOWN PERMEABILITY (mD)	CHAMBER USED	
											P	REMARKS
3	02	418.5	418.5	0.0	0.0	0.0	0.0	4626.2	4626.3	0.0	P	TIGHT TEST
4	03	418.4	418.4	0.0	0.0	0.0	0.0	4621.4	4619.5	0.0	P	TIGHT TEST
5	04	418.7	418.7	0.0	0.0	0.0	0.0	4625.1	4630.6	0.0	P	TIGHT TEST
6	05	418.2	418.2	0.0	0.0	0.0	0.0	4621.8	4622.4	0.0	P	2 DD TIGHT TEST
7	06	401.9	401.9	0.0	0.0	0.0	0.0	4442.5	4439.4	0.0	P	TIGHT TEST
8	07	387.0	387.0	0.0	0.0	0.0	0.0	4278.4	4279.1	0.0	P	NO SEAL
9	08	386.9	386.9	0.0	0.0	0.0	0.0	4277.1	4277.3	0.0	P	NO SEAL
10	10	338.5	338.5	0.0	0.0	0.0	0.0	3748.0	3747.8	0.0	P	TIGHT TEST
11	11	271.5	271.5	0.0	0.0	0.0	0.0	3021.7	3020.3	0.0	P	TIGHT TEST
12	12	264.4	264.4	0.0	0.0	0.0	0.0	2945.3	2944.8	0.0	P	TIGHT TEST
13	13	262.8	262.8	0.0	0.0	0.0	0.0	2928.1	2927.7	0.0	P	TIGHT TEST
14	14	260.5	260.5	0.0	0.0	0.0	0.0	2903.7	2903.4	0.0	P	TIGHT TEST
15	15	255.3	255.3	0.0	0.0	0.0	0.0	2846.7	2845.1	0.0	P	TIGHT TEST
16	16	247.6	247.6	0.0	0.0	0.0	0.0	2763.0	2762.2	0.0	P	TIGHT TEST
17	17	245.2	245.2	0.0	0.0	0.0	0.0	2738.1	2737.9	0.0	P	TIGHT TEST
18	18	234.8	234.8	0.0	0.0	0.0	0.0	2626.1	2626.0	0.0	P	TIGHT TEST

19	19	228.8	228.8	0.0	0.0	0.0	0.0	2560.5	2559.2	0.0	P	TIGHT TEST
21	22	418.2	418.2	11.3	4135.7	567.3	4142.3	4621.8	4618.6	8.4	P	GOOD, 12.9 degC
22	23	320.9	320.9	10.9	4126.2	355.7	0.0	3564.8	3556.1	8.2	P	TIGHT, 12.9 degC
23	24	321.0	321.0	10.0	4208.5	362.2	0.0	3561.4	3561.2	8.9	P	TIGHT, 12.9 degC
24	25	320.8	320.8	10.5	3795.6	350.0	0.0	3558.6	3555.8	9.3	P	TIGHT, 12.9 degC
25	26	257.8	257.8	0.0	0.0	0.0	0.0	2867.8	2869.6	0.0	P	NO SEAL, 12.8 degC
26	27	257.9	257.9	0.0	0.0	0.0	0.0	2874.3	2878.9	0.0	P	NO SEAL, 12.8degC
27	28	257.2	257.2	10.8	2868.6	323.5	0.0	2868.3	2869.2	12.3	P	TIGHT, 12.8 degC
28	29	256.5	256.5	10.0	2909.0	322.3	0.0	2862.5	2861.2	13.1	P	TIGHT, 12.8 degC
29	30	256.4	256.4	10.2	3129.2	321.4	0.0	2862.1	2861.2	11.9	P	TIGHT, 12.9 degC
30	31	256.6	256.6	10.2	3162.7	321.3	0.0	2859.0	2861.4	11.7	P	TIGHT, 13 degC
31	32	243.2	243.2	10.7	3130.7	318.8	0.0	2719.5	2721.0	11.3	P	TIGHT, 13 degC
32	33	243.1	243.1	10.8	2968.1	305.5	0.0	2717.7	2712.9	11.8	P	TIGHT, 13 degC
33	34	243.3	243.3	10.2	2821.5	295.4	0.0	2714.6	2715.8	13.1	P	TIGHT, 13 degC
34	35	229.0	229.0	10.3	2562.3	278.9	0.0	2560.1	2560.8	14.3	P	TIGHT, 12.9 degC
35	36	229.1	229.1	10.5	2598.1	273.9	0.0	2567.7	2563.4	13.9	P	TIGHT, 12.8 degC
36	37	228.9	228.9	10.2	2708.2	268.3	0.0	2560.4	2560.0	13.7	P	TIGHT, 12.8 degC
37	38	226.0	226.0	10.5	2531.2	272.4	0.0	2530.9	2530.5	14.3	P	TIGHT, 12.8 degC
38	39	226.1	226.1	10.4	2634.7	260.0	0.0	2529.8	2529.3	13.7	P	TIGHT, 12.8 degC
39	40	225.9	225.9	10.4	2564.6	254.0	0.0	2529.9	2529.3	14.1	P	TIGHT, 12.9 degC

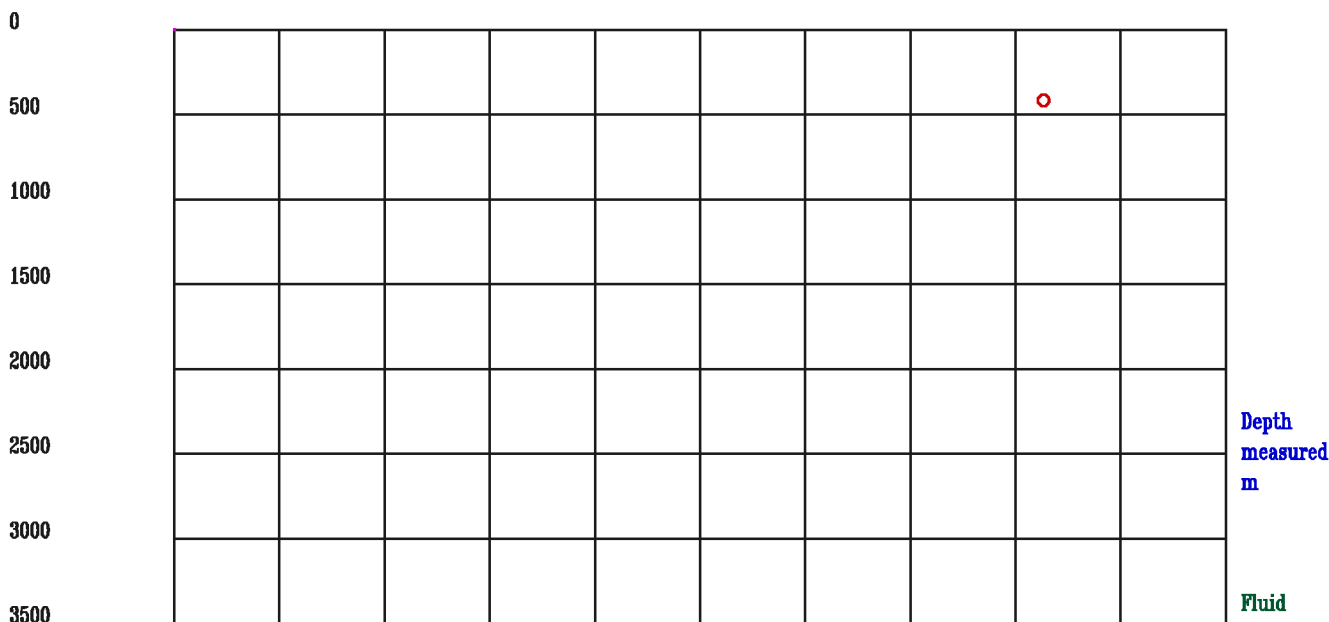
PRESSURE GRADIENT ANALYSIS – TRIP [01]

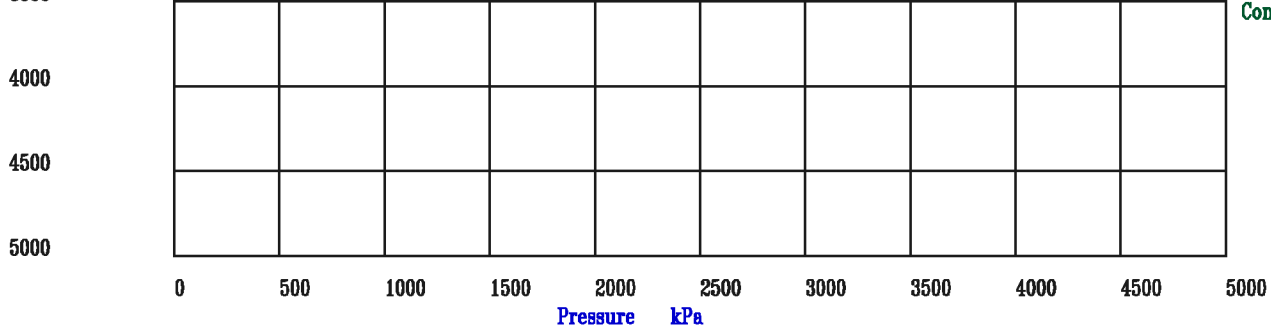
Meta File: pta-m001c-01_1.qp2.meta

PRETEST: QG

FBU PRESSURE vs. DEPTH

pta-m001c-01_1.qp2.meta





Contact

Meta File: pta-m001c-01_1.qp4.meta

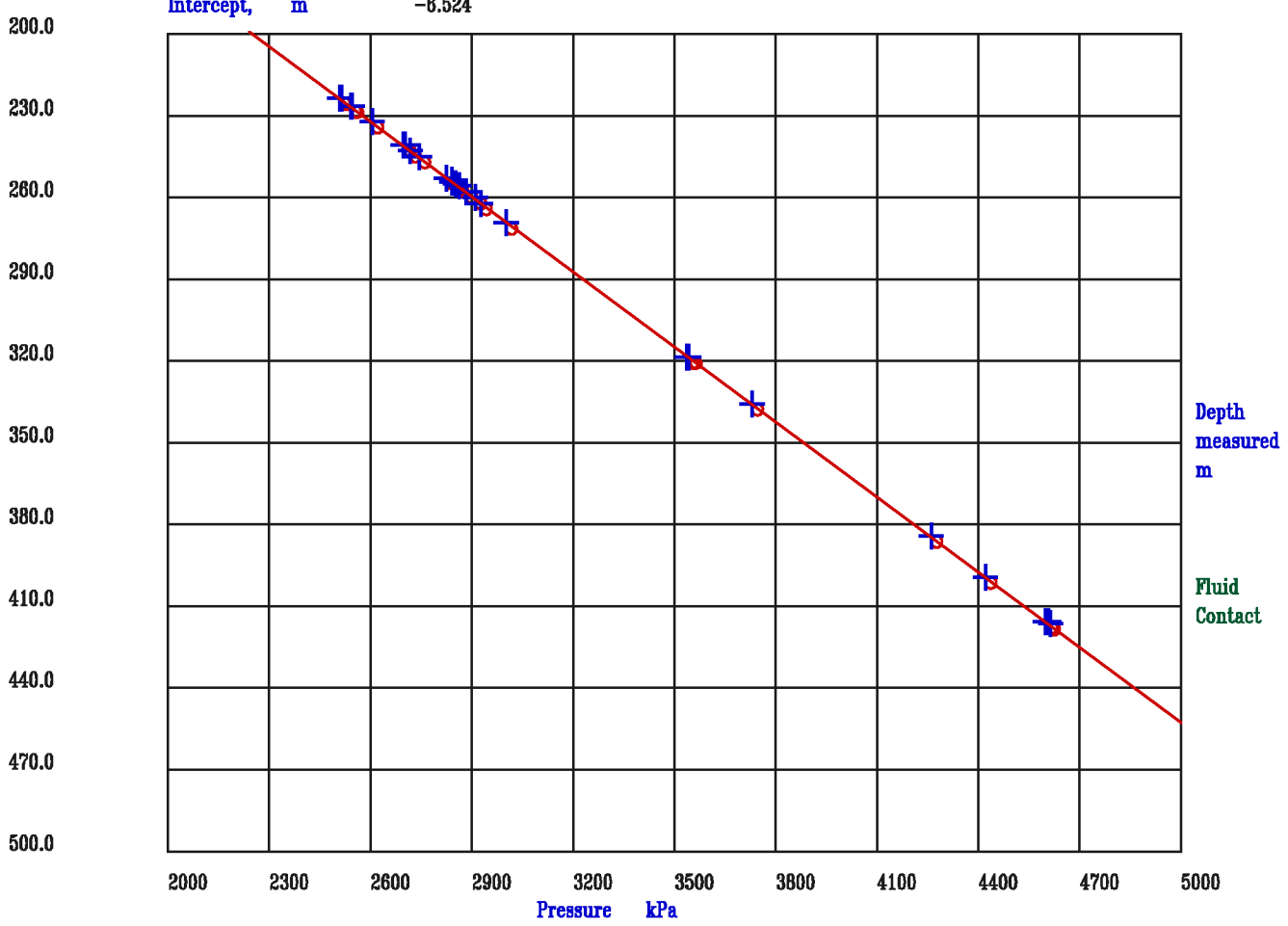
PRETEST: QG

HYDROSTATIC PRESSURE vs. DEPTH

pta-m001c-01_1.qp4.meta

○ [Before]
+ [After]

Line#1	
Start Depth, m	210.199
End Depth, m	439.435
Gradient, kPa/m	10.876
Intercept, m	-6.524



Depth measured m

Fluid Contact

**PRESSURE TEST – Measured Depth 418.5 m
TVD Depth 418.5 m**

PRETEST: QG

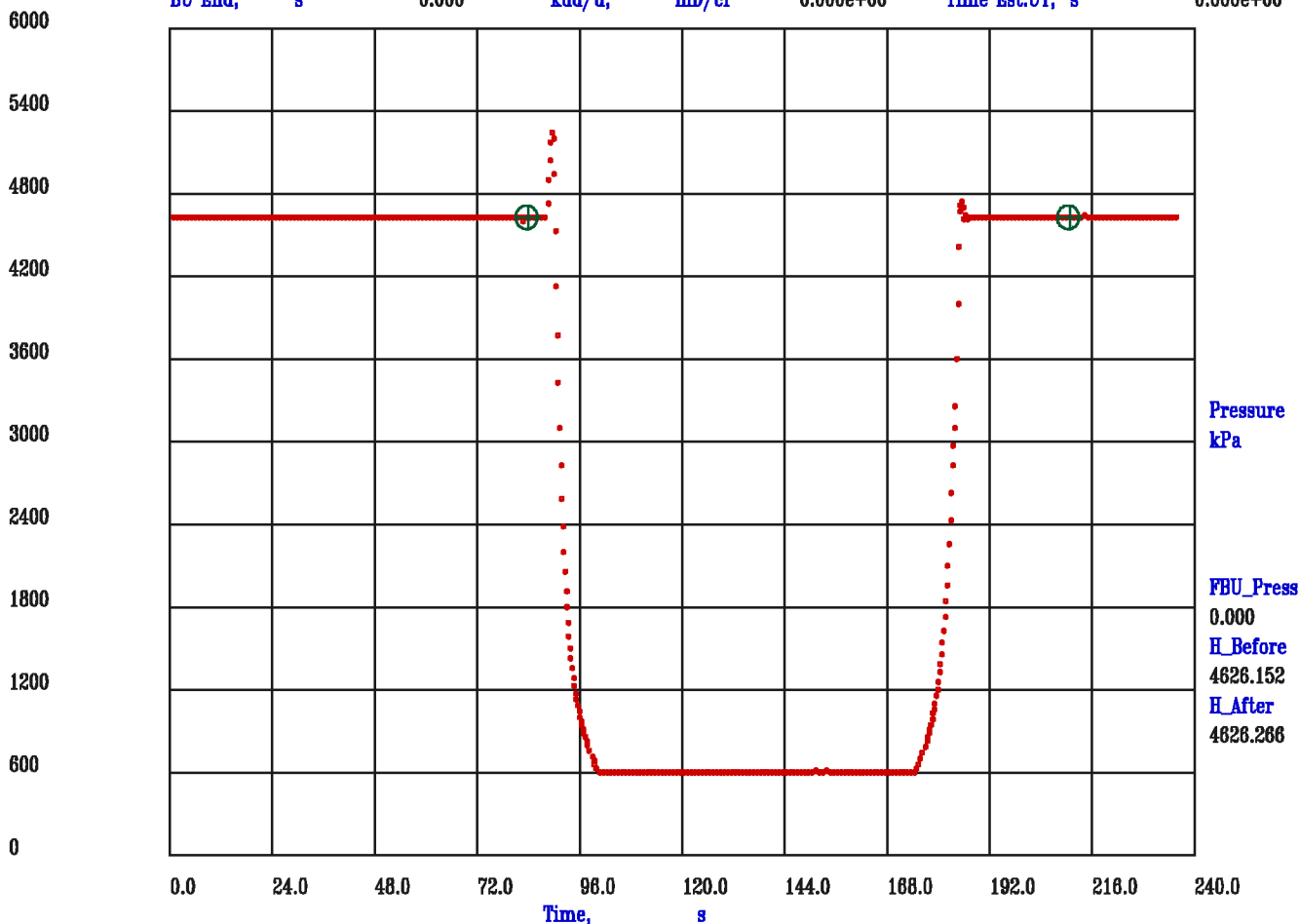
Measured Depth, m 418.5

TVD Depth, m 418.5

pta-m001c02.qp1.meta

HISTORY PLOT: Elapsed Time vs. Pressure

DD Start,	s	0.000	SF Press,	kPa	0.000	Flow Rate,	cm3/s	0.000e+00
DD End,	s	0.000	FF Press,	kPa	0.000	Chamber Vol,	cm3	20.000
BU Start,	s	0.000	Kdd Perm,	mD	0.000e+00	Fill Rate,	min/L	0.000e+00
BU End,	s	0.000	kdd/u,	mD/cP	0.000e+00	Time Est.UT,	s	0.000e+00



PARAMETER AND FILTER SUMMARY REPORT

FILE: m001c02.prm
 LOGGING MODE: TIME
 START TIME: 0.000 s END TIME: 236.250 s

SYMMETRIC FILTER

MEASUREMENT TYPE	PARAMETER	VALUE	UNITS	INTERVAL (s)
GR	FILTER ()	medium (1)		START END
FMT	FILTER ()	medium (1)		'' ''
SPEED	FILTER ()	medium (1)		'' ''
TENSION	FILTER ()	medium (1)		'' ''

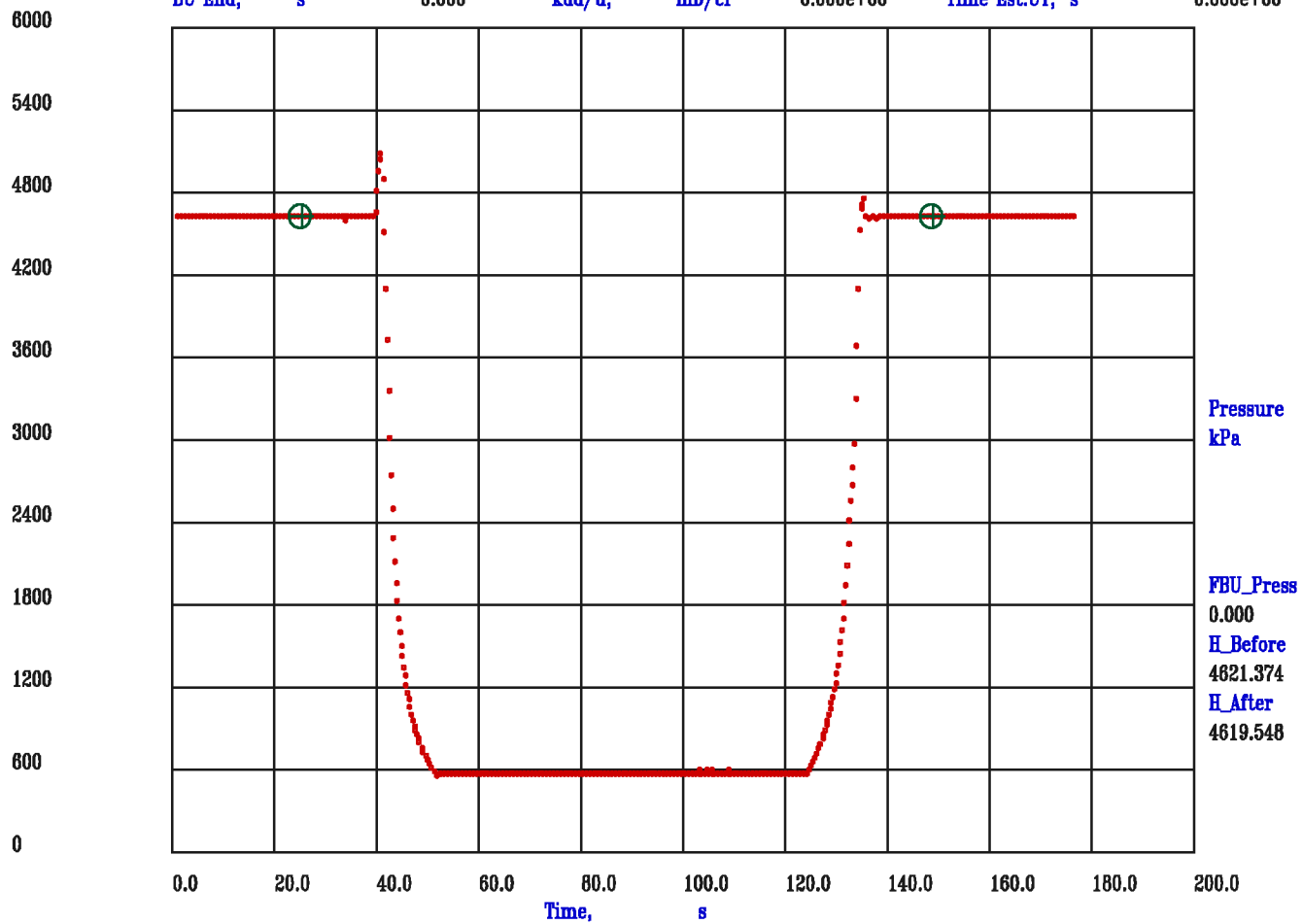
BOREHOLE & CEMENT

MEASUREMENT TYPE	PARAMETER	VALUE	UNITS	INTERVAL (s)
BIT SIZE	BIT SIZE	156.000	mm	START END

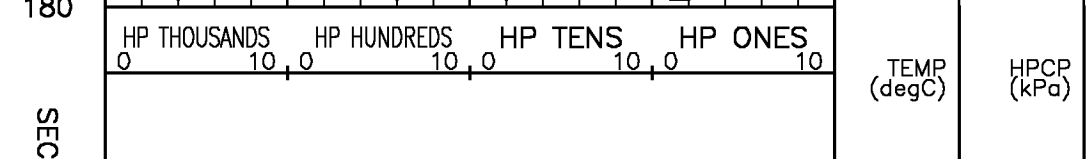
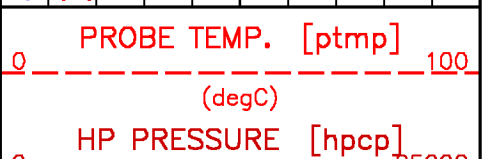
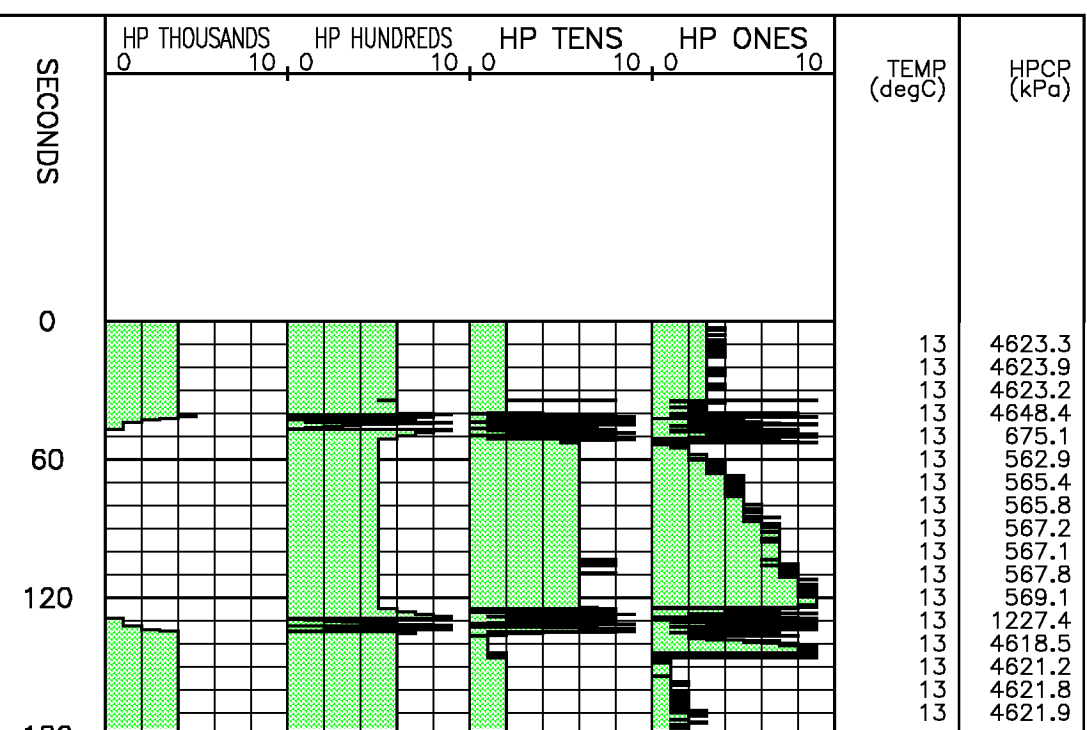
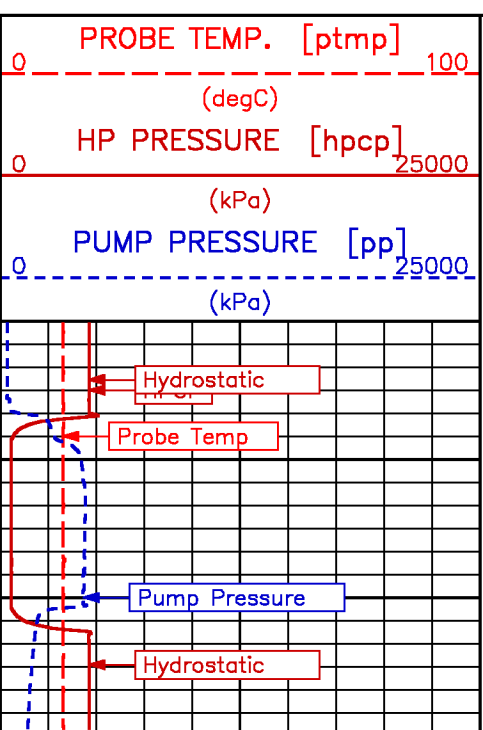
PRESSURE PROBE PROCESSING

MEASUREMENT TYPE	PARAMETER	VALUE	UNITS	INTERVAL (s)
MUD DENSITY	Mud Density	9.1790	lbm/gal	START END
FMT TEMP CORR SOURCE	FIXED TEMPERATURE	17.0000	degC	'' ''
	FMT Tmp Corr Source	Probe Temp		'' ''

BU Start, s 0.000 Kdd Perm, mD 0.000e+00 Fill Rate, min/L 0.000e+00
 BU End, s 0.000 kdd/u, mD/cP 0.000e+00 Time Est.UT, s 0.000e+00



Data File : m001c03.aff
 Presentation: fmthp4-hp.log



25000

(kPa)

PUMP PRESSURE [pp]

0-----25000

(kPa)

ONDS

PRESSURE TEST – Measured Depth 418.7 m TVD Depth 418.7 m

Meta File: pta-m001c04.qp1.meta

PRETEST: QG

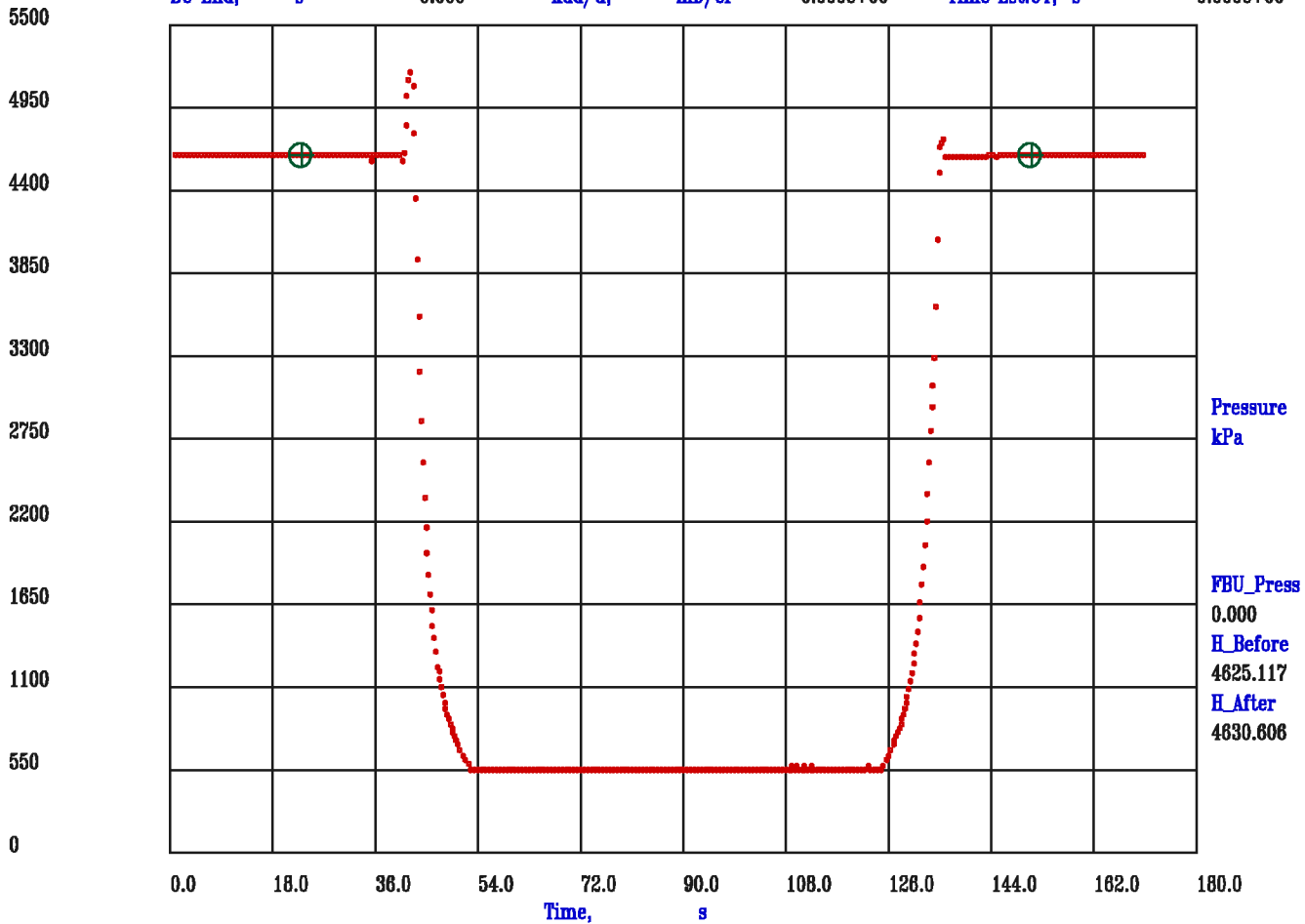
Measured Depth, m 418.7

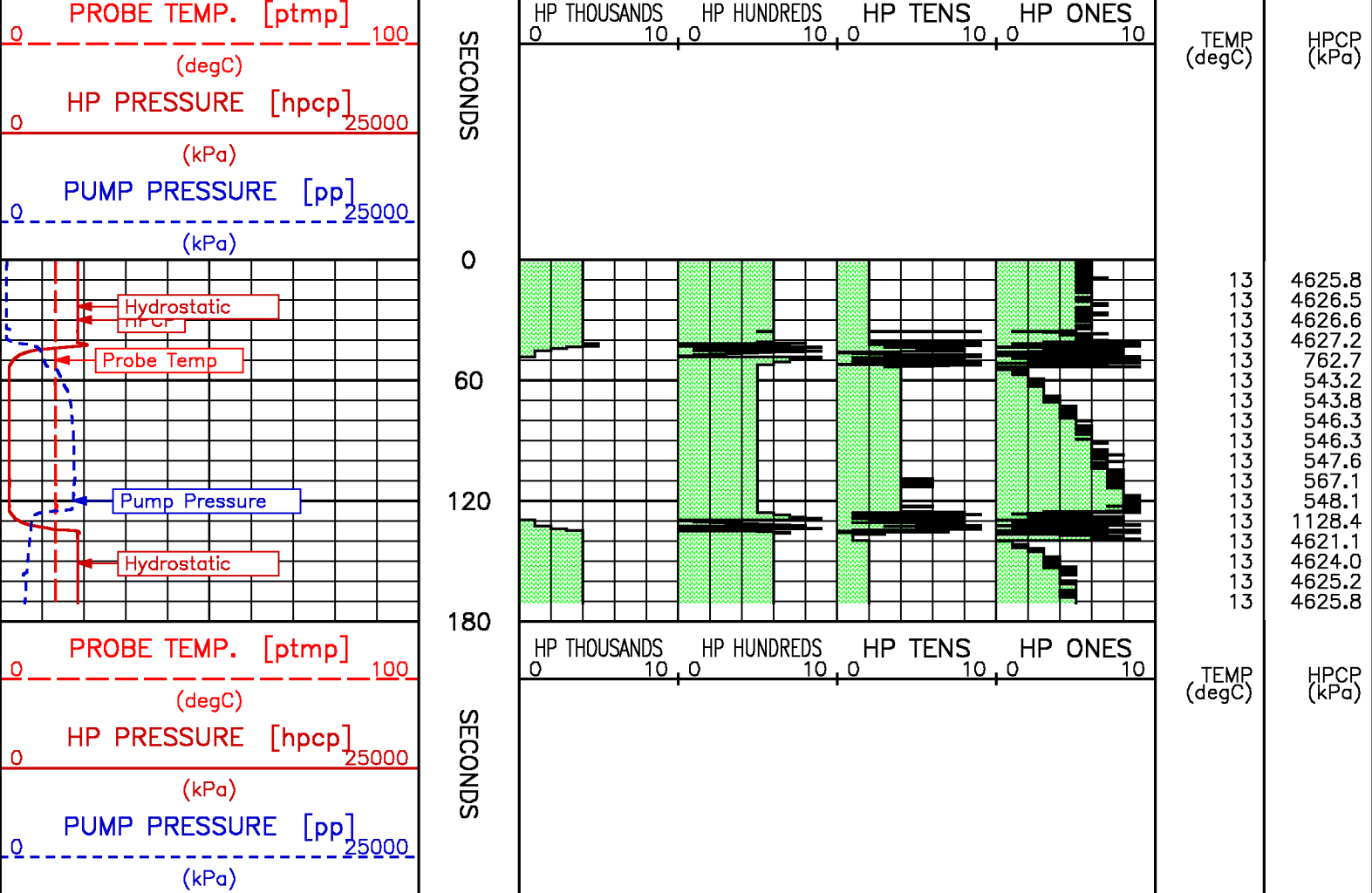
TVD Depth, m 418.7

pta-m001c04.qp1.meta

HISTORY PLOT: Elapsed Time vs. Pressure

DD Start,	s	0.000	SF Press,	kPa	0.000	Flow Rate,	cm3/s	0.000e+00
DD End,	s	0.000	FF Press,	kPa	0.000	Chamber Vol,	cm3	20.000
BU Start,	s	0.000	Kdd Perm,	mD	0.000e+00	Fill Rate,	min/L	0.000e+00
BU End,	s	0.000	kdd/u,	mD/cP	0.000e+00	Time Est.UT,	s	0.000e+00





**PRESSURE TEST – Measured Depth 418.2 m
TVD Depth 418.2 m**

Meta File: pta-m001c05.qp1.meta

PRETEST: QG

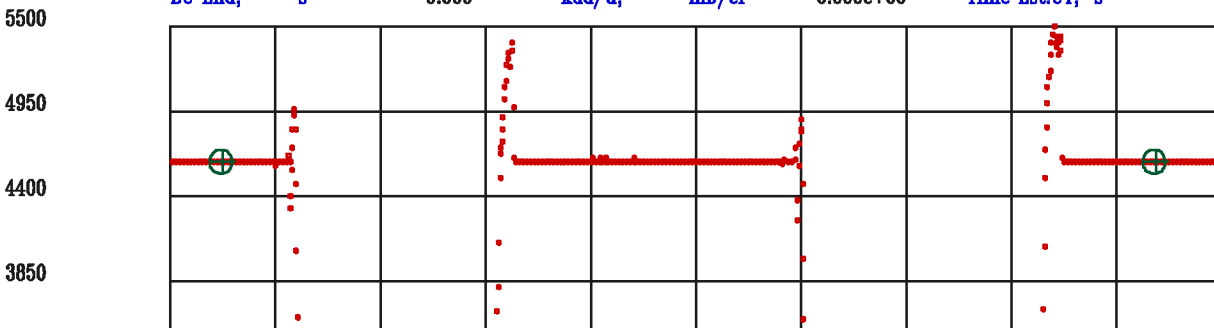
Measured Depth, m 418.2

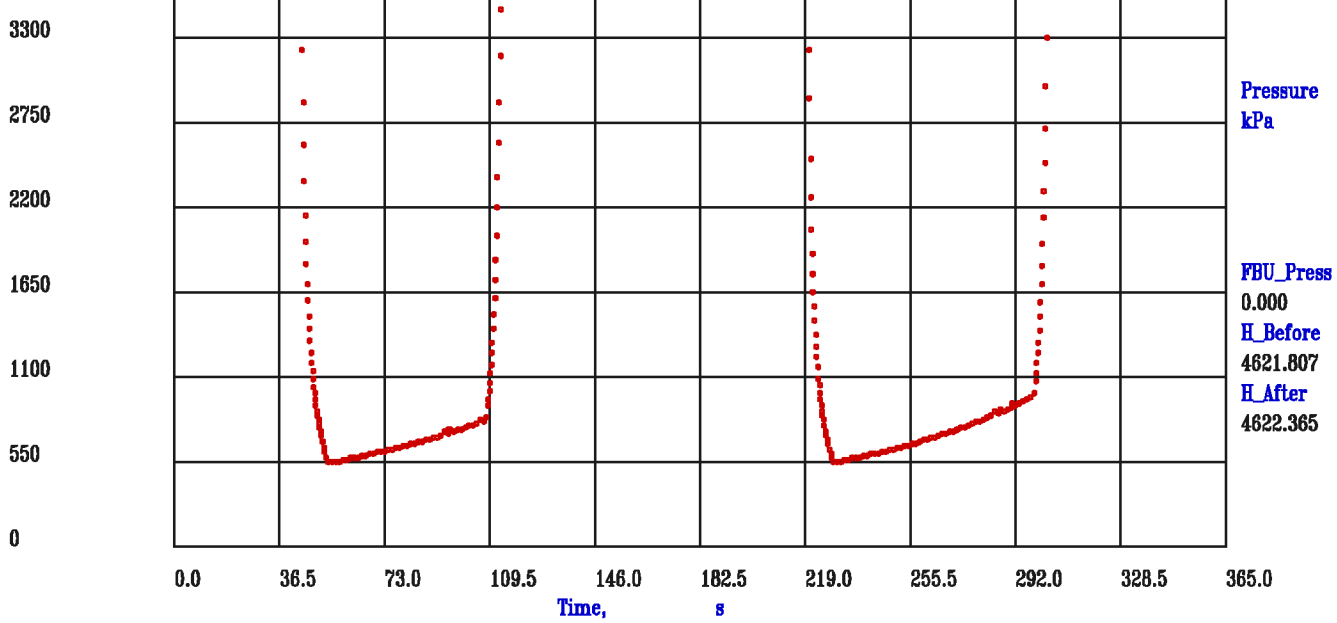
TVD Depth, m 418.2

pta-m001c05.qp1.meta

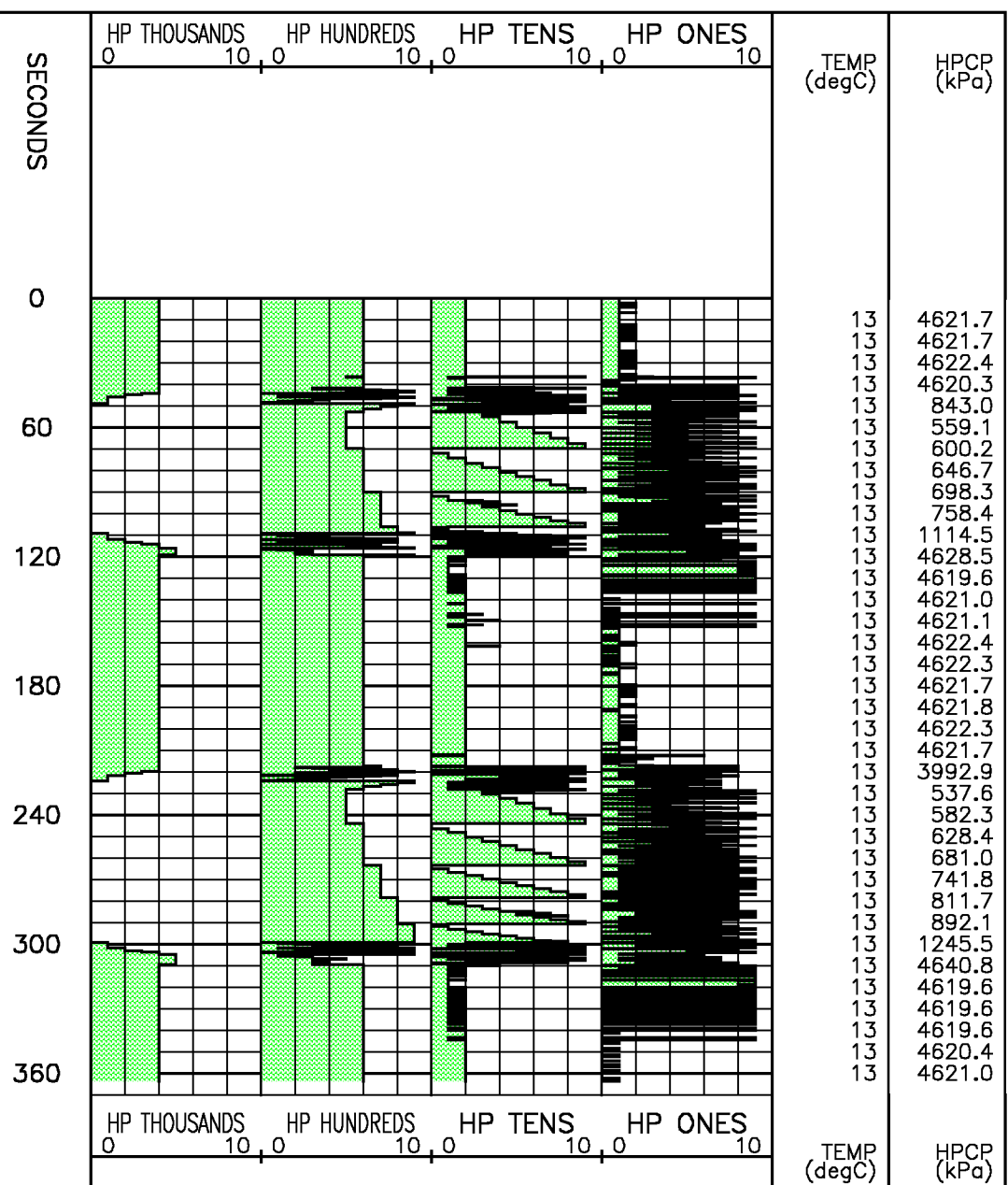
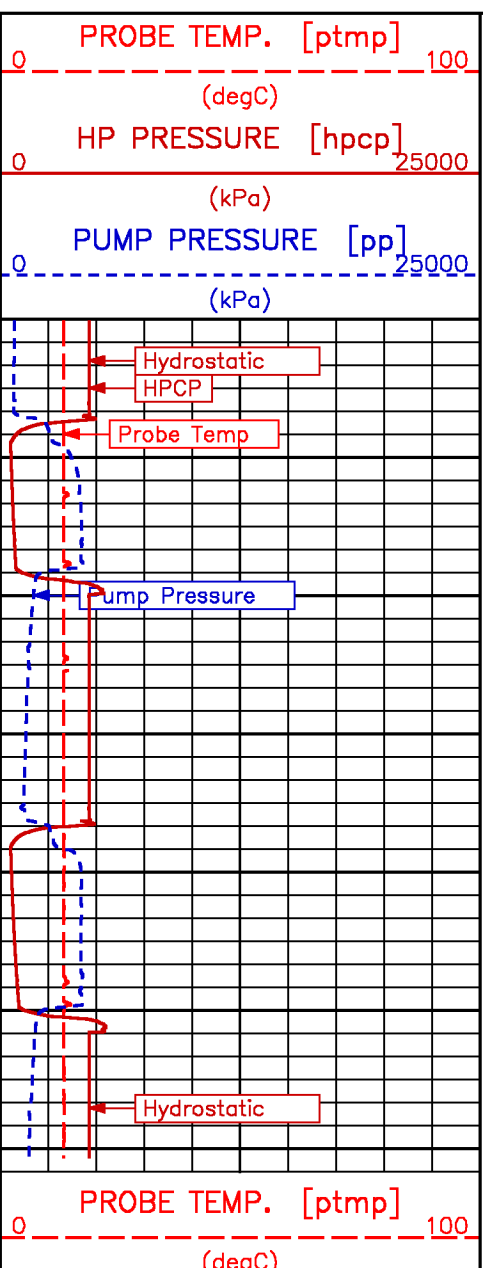
HISTORY PLOT: Elapsed Time vs. Pressure

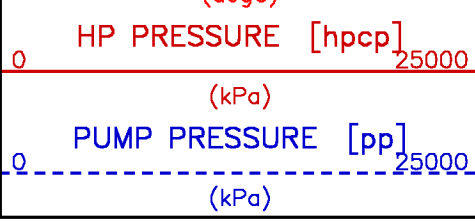
DD Start,	s	0.000	SF Press,	kPa	0.000	Flow Rate,	cm ³ /s	0.000e+00
DD End,	s	0.000	FF Press,	kPa	0.000	Chamber Vol,	cm ³	20.000
BU Start,	s	0.000	Kdd Perm,	mD	0.000e+00	Fill Rate,	min/L	0.000e+00
BU End,	s	0.000	kdd/u,	mD/cP	0.000e+00	Time Est.UT,	s	0.000e+00





Data File : m001c05.aff
Presentation: fmthp4-hp.log





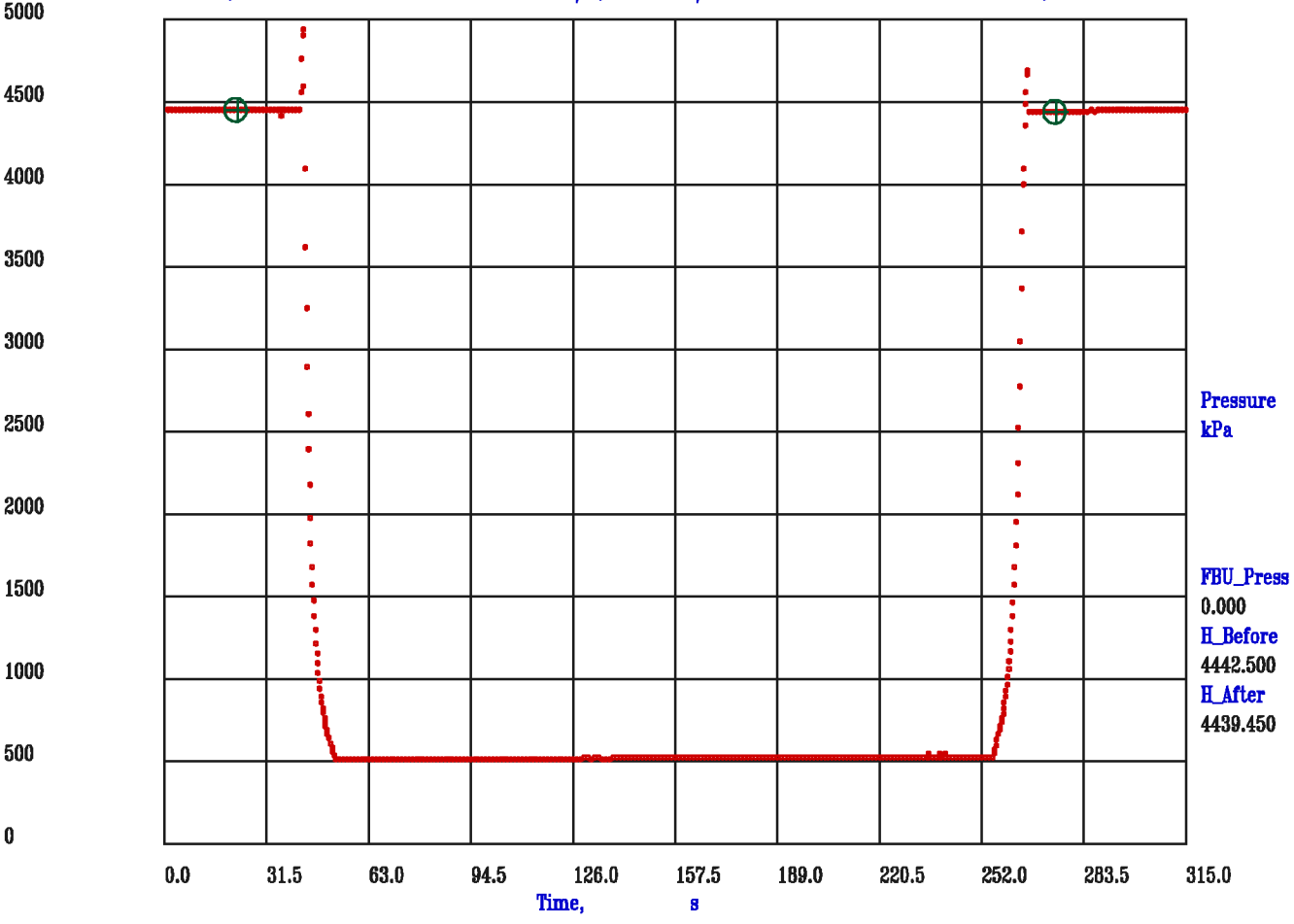
SECONDS

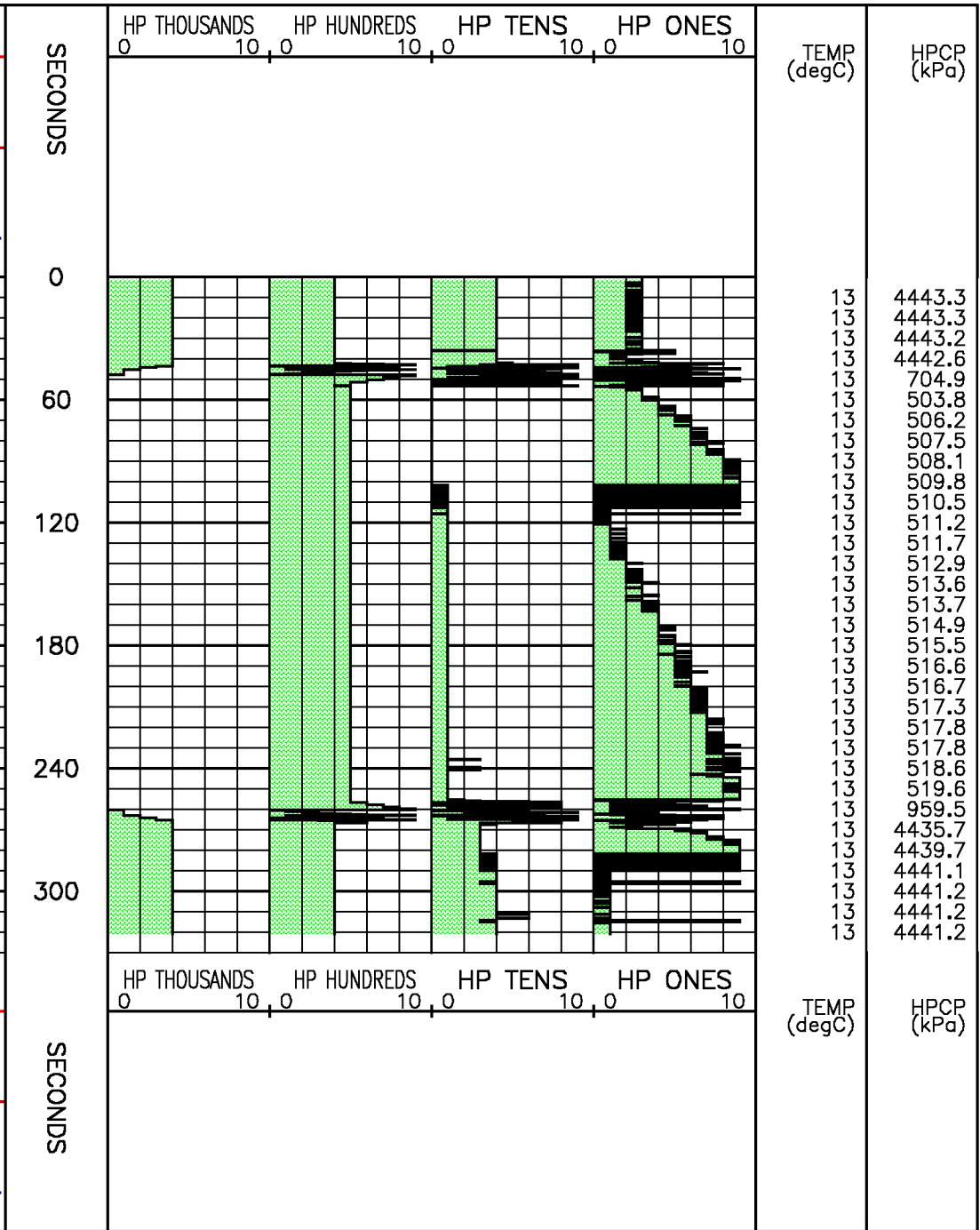
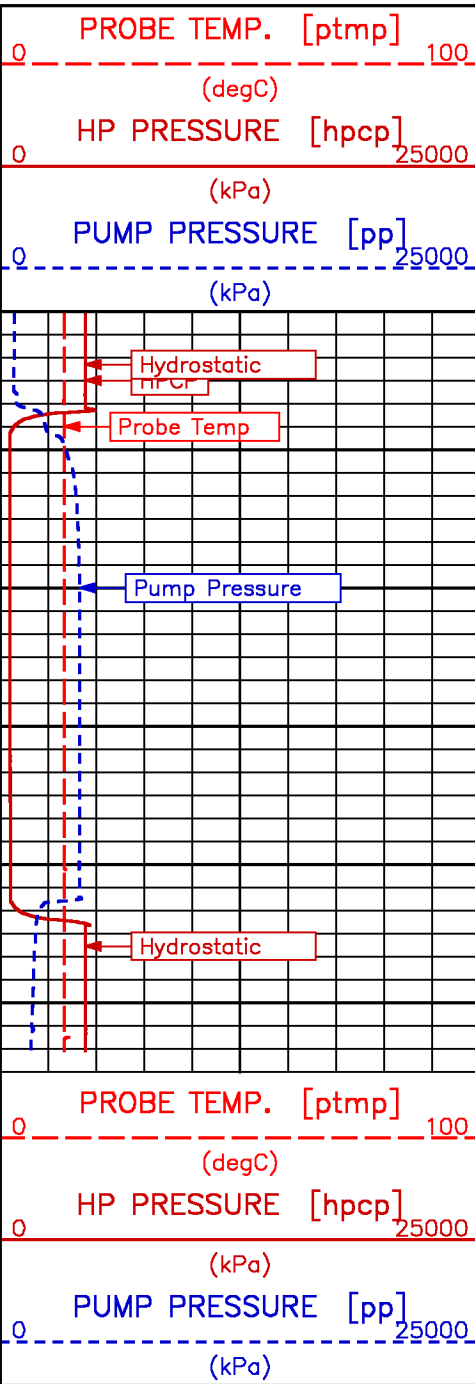
**PRESSURE TEST – Measured Depth 401.9 m
 TVD Depth 401.9 m**

Meta File: pta-m001c06.qp1.meta

PRETEST: QG Measured Depth, m 401.9 TVD Depth, m 401.9 pta-m001c06.qp1.meta
 HISTORY PLOT: Elapsed Time vs. Pressure

DD Start, s	0.000	SF Press, kPa	0.000	Flow Rate, cm3/s	0.000e+00
DD End, s	0.000	FF Press, kPa	0.000	Chamber Vol, cm3	20.000
BU Start, s	0.000	Kdd Perm, mD	0.000e+00	Fill Rate, min/L	0.000e+00
BU End, s	0.000	kdd/u, mD/cP	0.000e+00	Time Est.UT, s	0.000e+00

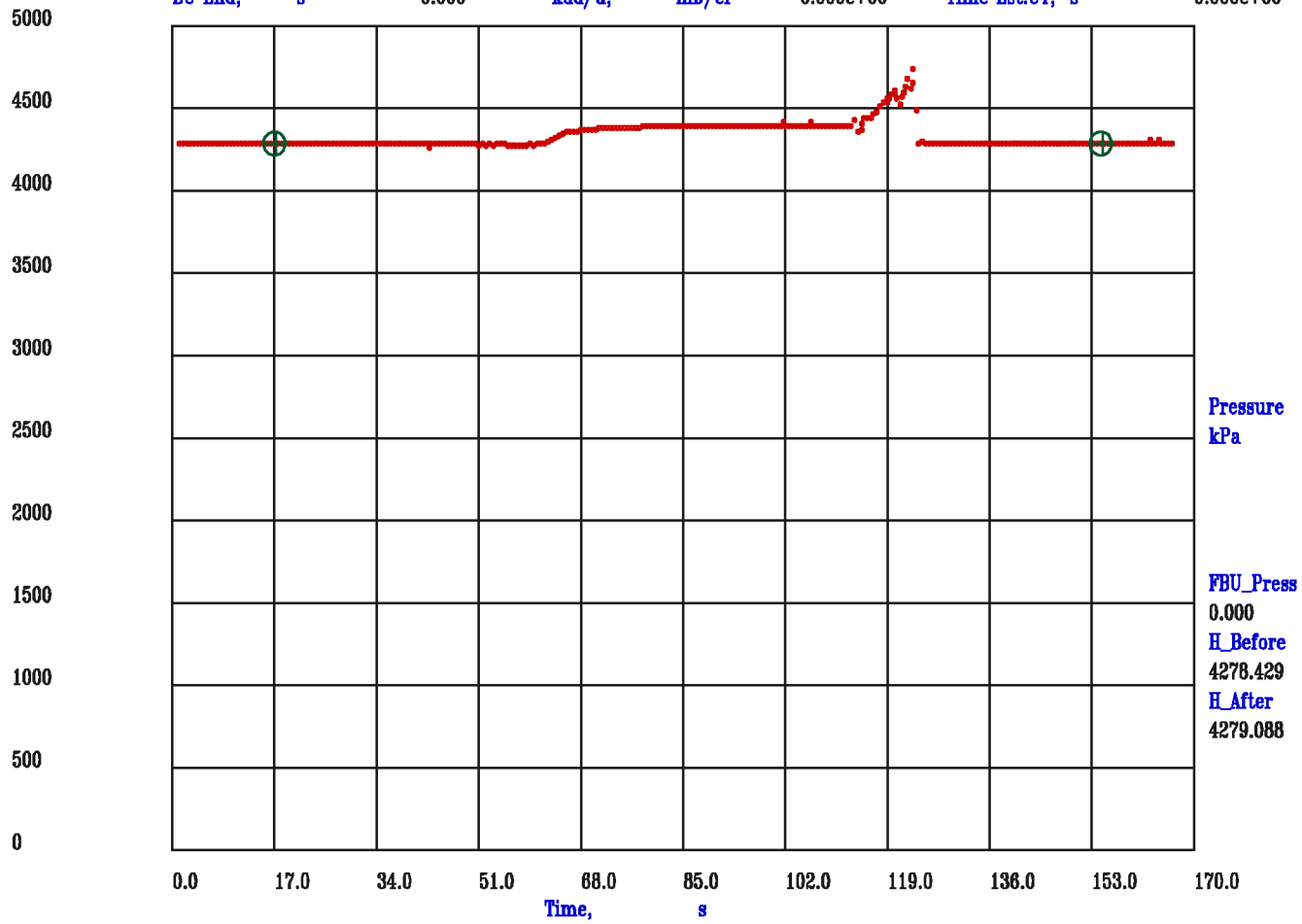




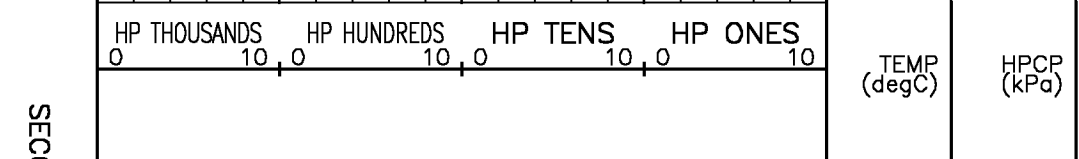
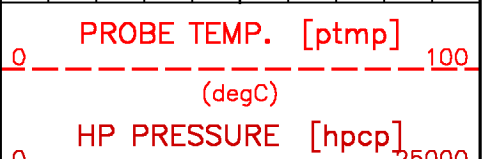
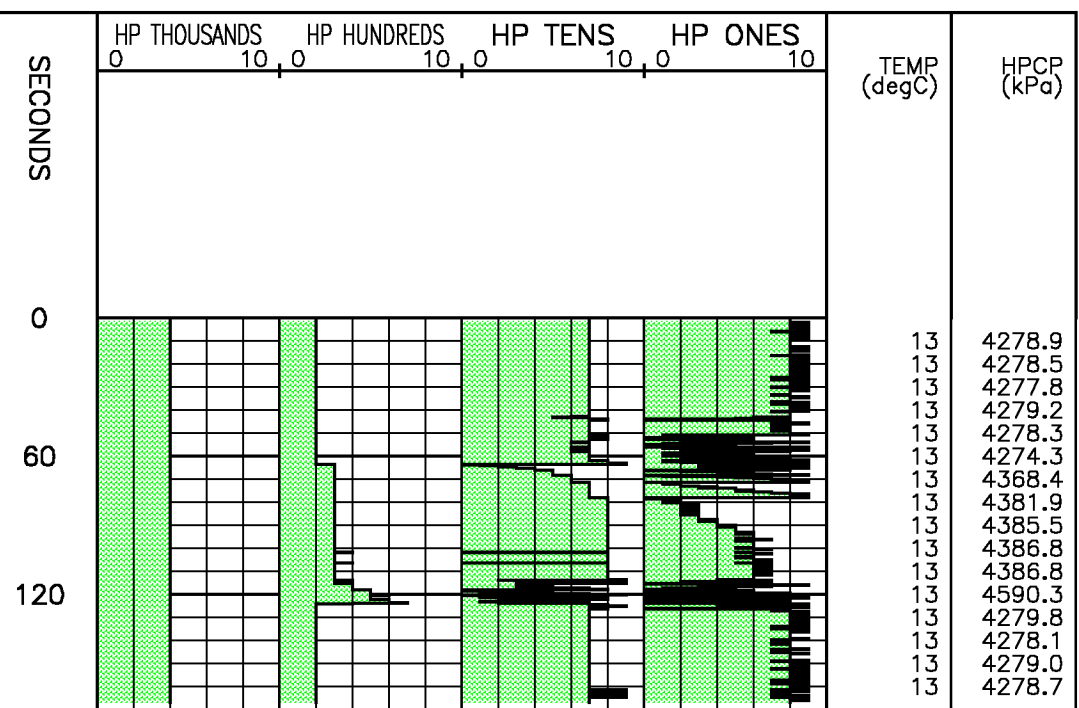
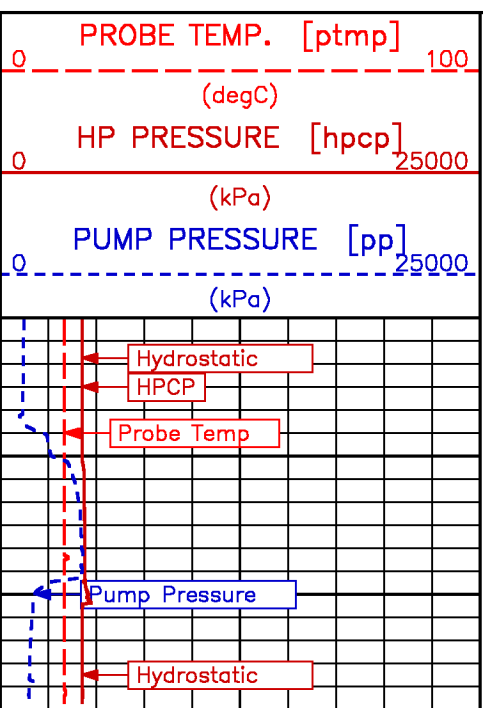
**PRESSURE TEST – Measured Depth 387.0 m
 TVD Depth 387.0 m**

Meta File: pta-m001c07.qp1.meta

DD End, s	0.000	FF Press, kPa	0.000	Chamber Vol, cm3	20.000
BU Start, s	0.000	Kdd Perm, mD	0.000e+00	Fill Rate, min/L	0.000e+00
BU End, s	0.000	kdd/u, mD/cP	0.000e+00	Time Est.UT, s	0.000e+00



Data File : m001c07.aff
Presentation: fmthp4-hp.log



0 25000
 (kPa)
 PUMP PRESSURE [pp]
 0 25000
 (kPa)

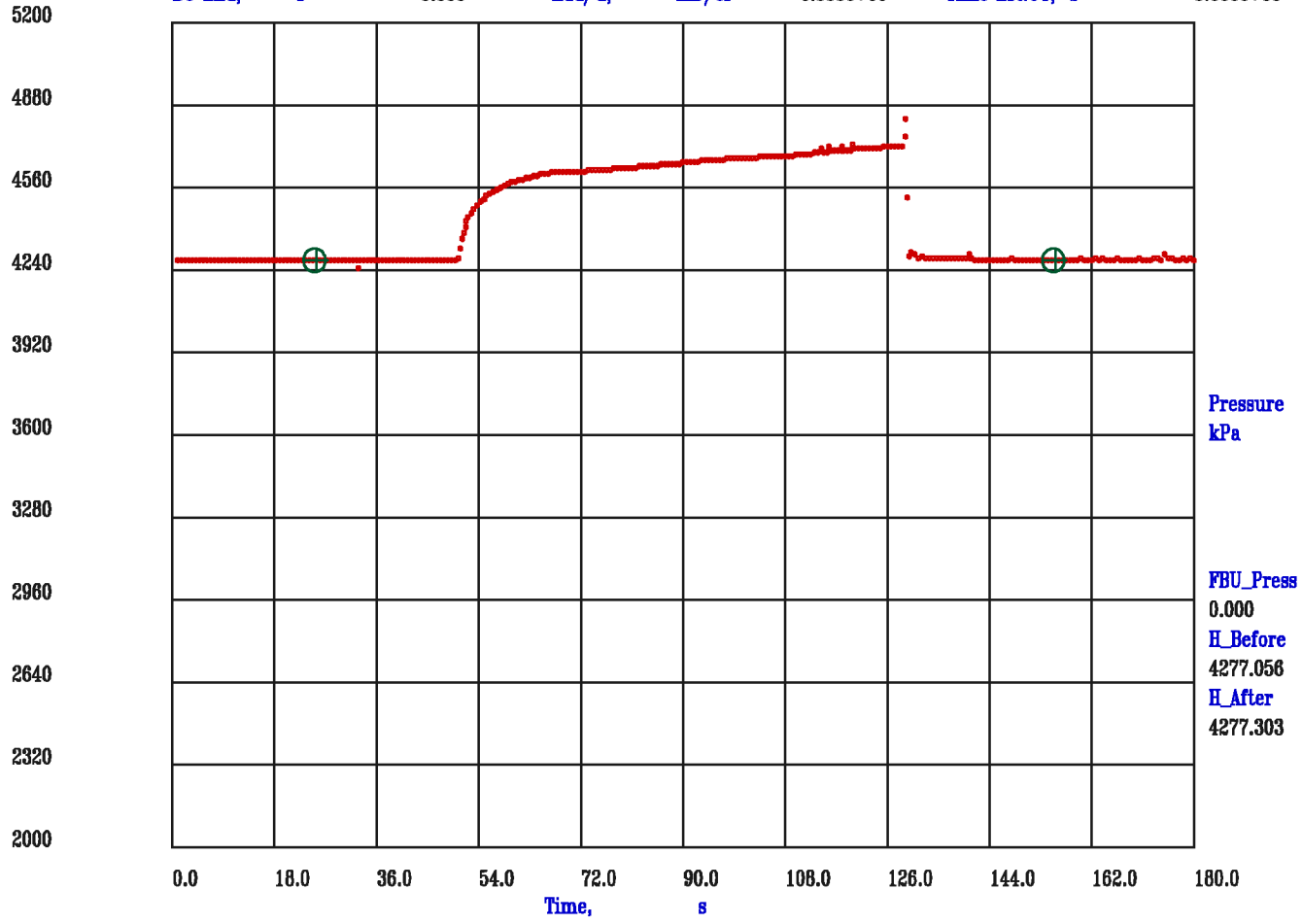
ONDS

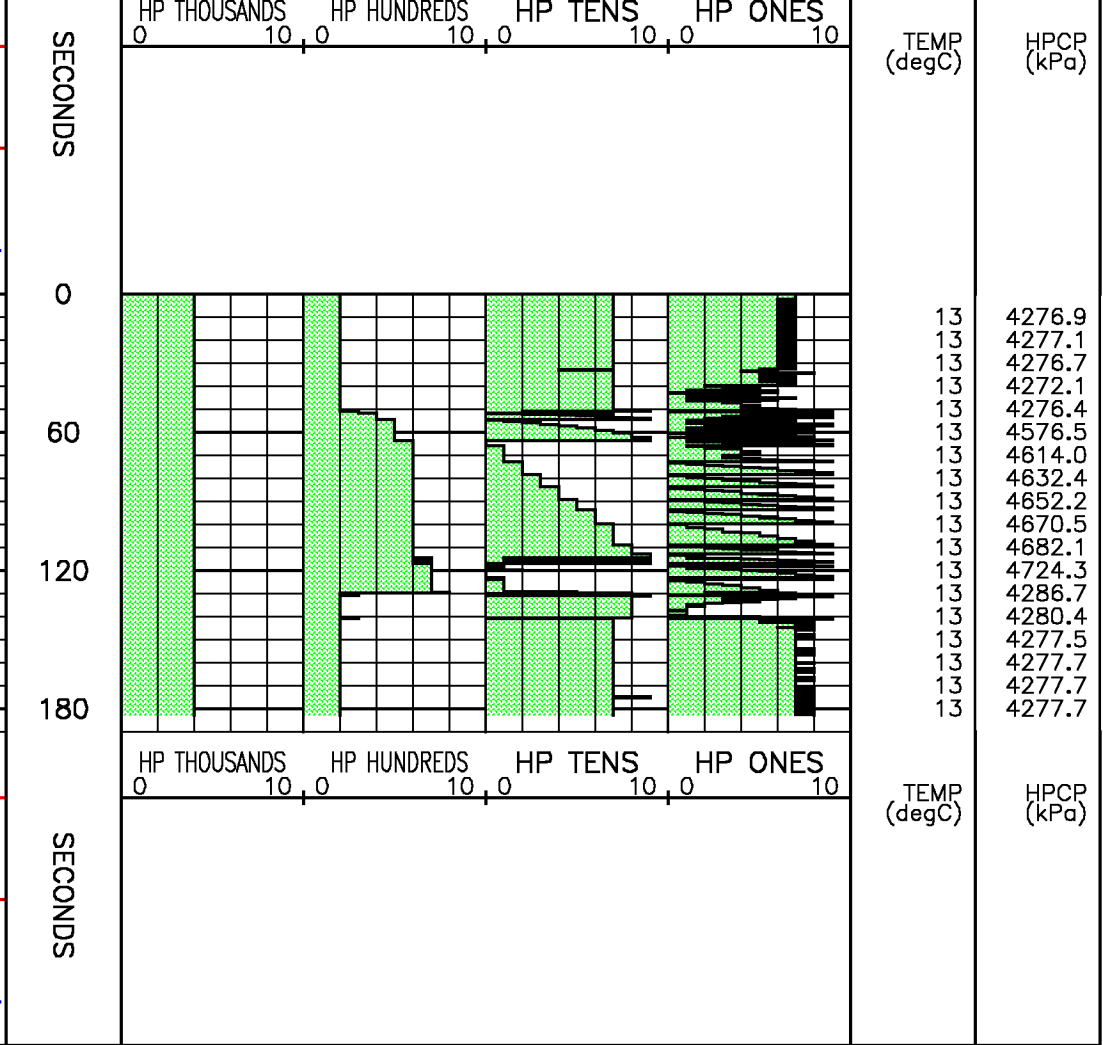
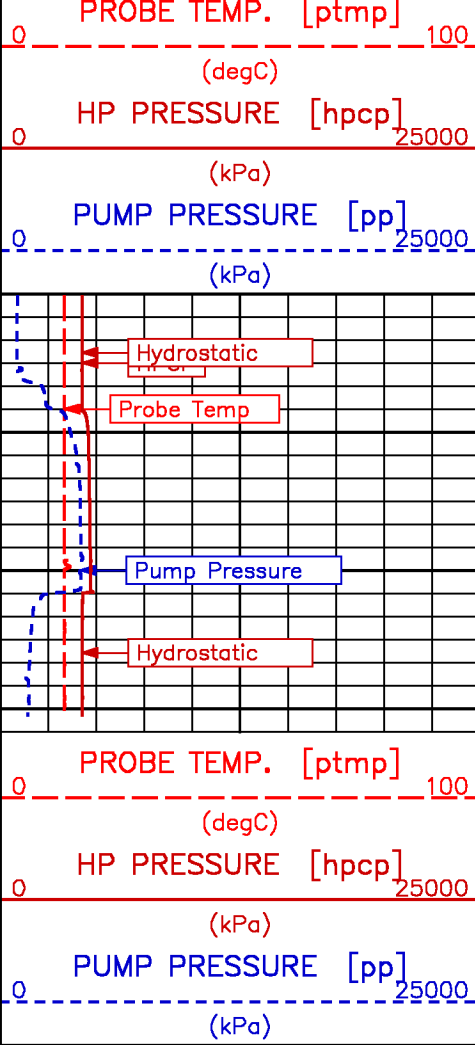
**PRESSURE TEST – Measured Depth 386.9 m
 TVD Depth 386.9 m**

Meta File: pta-m001c08.qp1.meta

PRETEST: QG Measured Depth, m 386.9 TVD Depth, m 386.9 pta-m001c08.qp1.meta
 HISTORY PLOT: Elapsed Time vs. Pressure

DD Start, s	0.000	SF Press, kPa	0.000	Flow Rate, cm3/s	0.000e+00
DD End, s	0.000	FF Press, kPa	0.000	Chamber Vol, cm3	20.000
BU Start, s	0.000	Kdd Perm, mD	0.000e+00	Fill Rate, min/L	0.000e+00
BU End, s	0.000	kdd/u, mD/cP	0.000e+00	Time Est.UT, s	0.000e+00



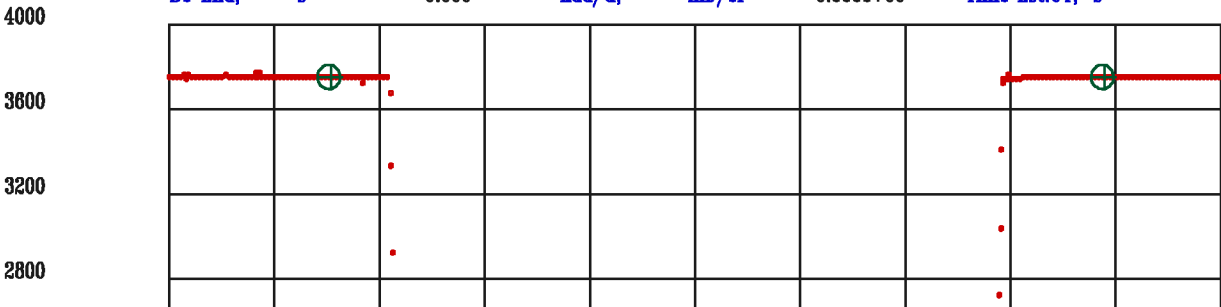


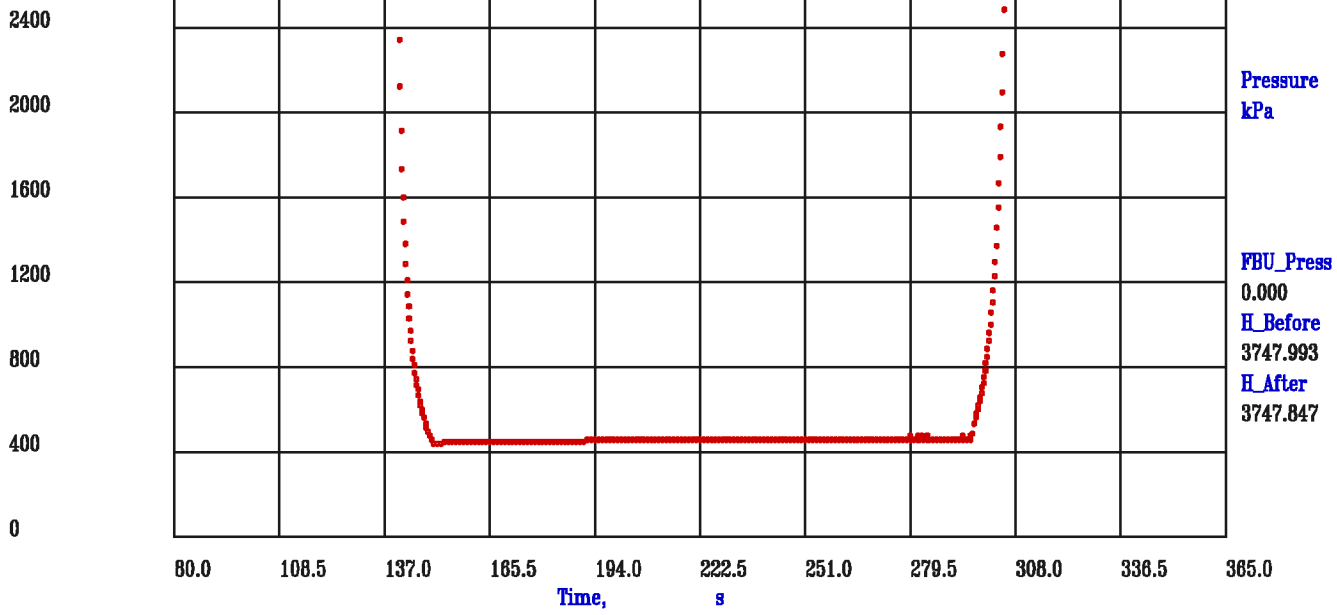
**PRESSURE TEST – Measured Depth 338.5 m
 TVD Depth 338.5 m**

Meta File: pta-m001c10.qp1.meta

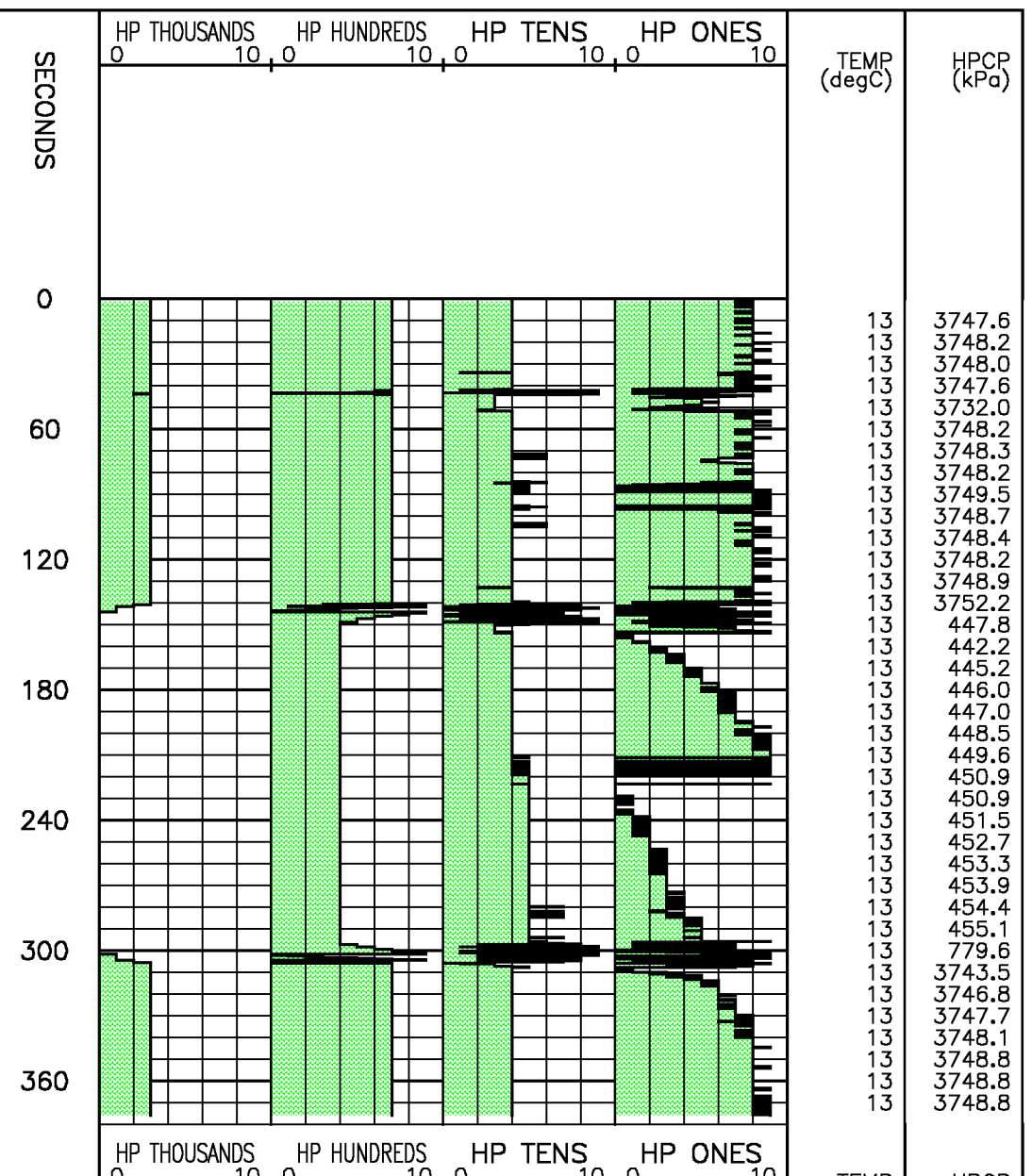
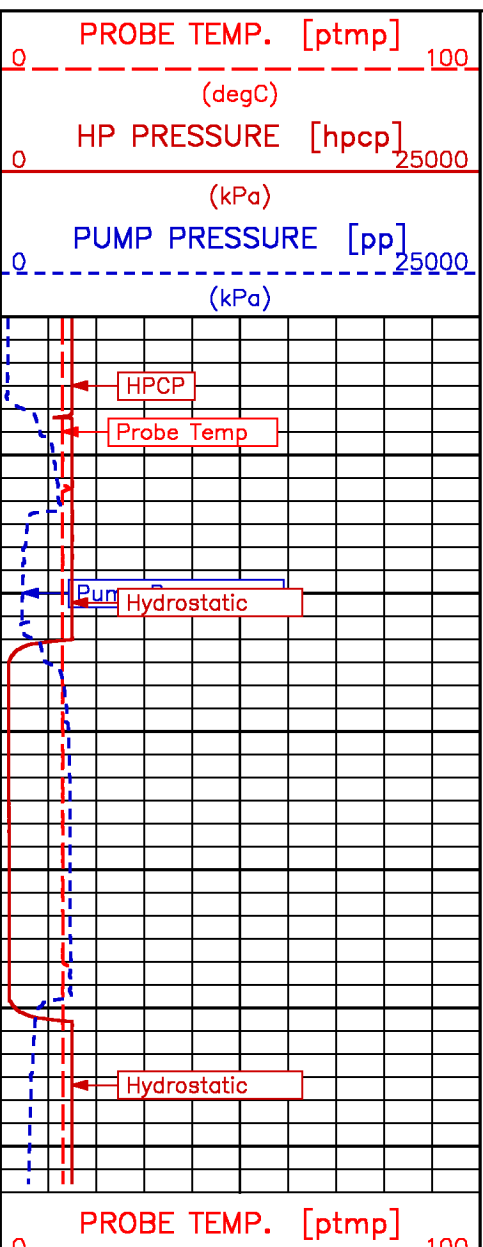
PRETEST: QG
 HISTORY PLOT: Elapsed Time vs. Pressure

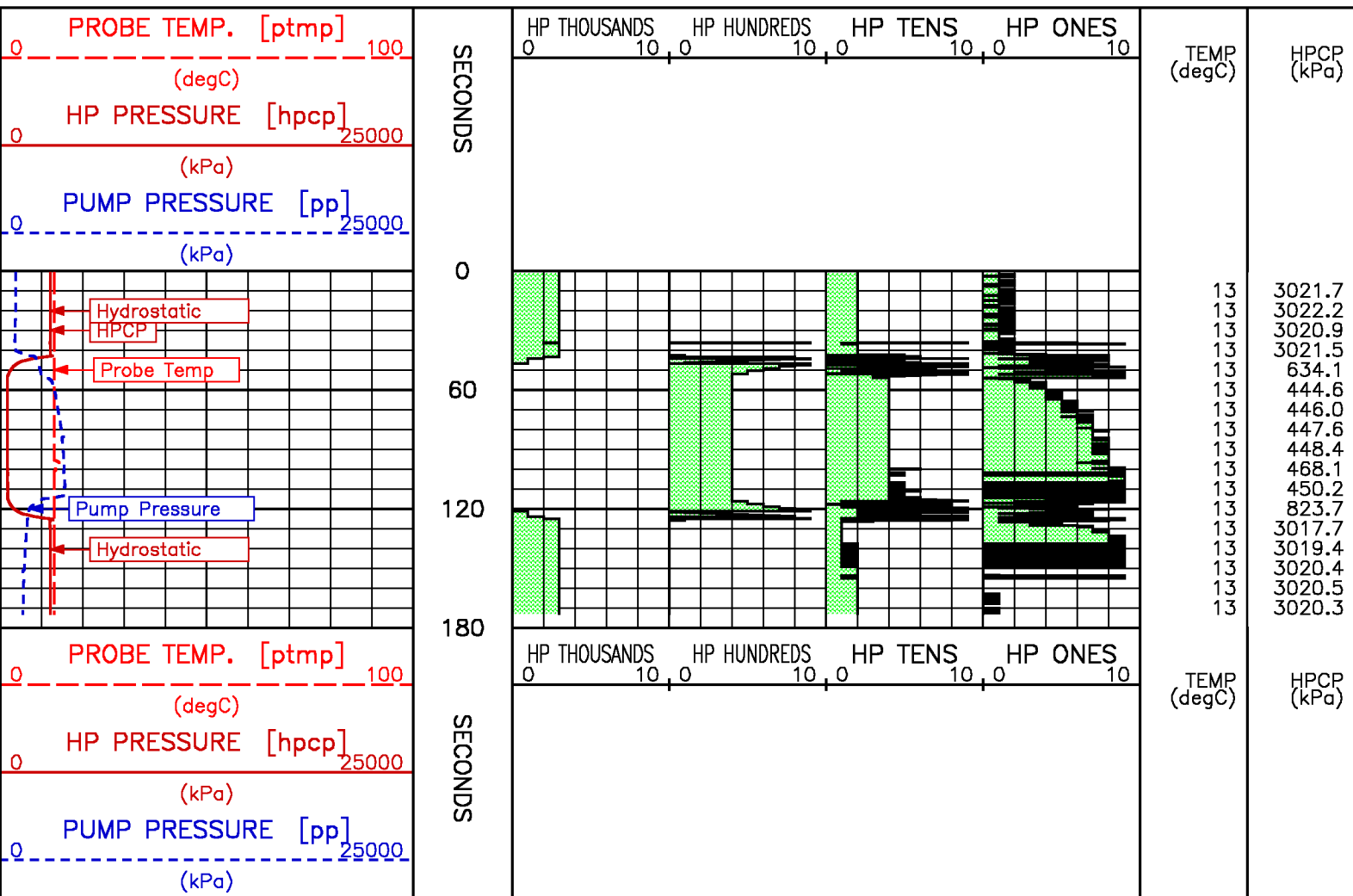
DD Start, s	0.000	SF Press, kPa	0.000	Flow Rate, cm ³ /s	0.000e+00
DD End, s	0.000	FF Press, kPa	0.000	Chamber Vol, cm ³	20.000
BU Start, s	0.000	Kdd Perm, mD	0.000e+00	Fill Rate, min/L	0.000e+00
BU End, s	0.000	kdd/u, mD/cP	0.000e+00	Time Est.UT, s	0.000e+00





Data File : m001c10.aff
Presentation: fmthp4-hp.log





**PRESSURE TEST – Measured Depth 264.4 m
TVD Depth 264.4 m**

Meta File: pta-m001c12.qp1.meta

PRETEST: QG

Measured Depth, m 264.4

TVD Depth, m 264.4

pta-m001c12.qp1.meta

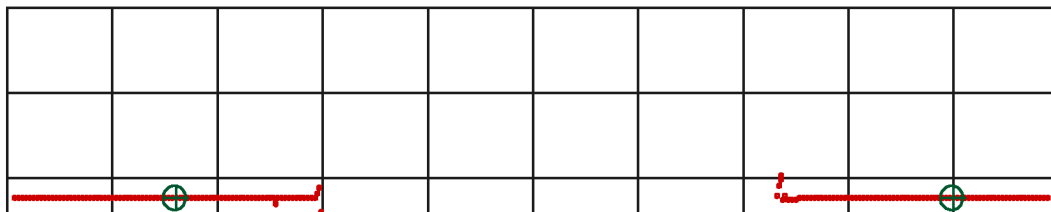
HISTORY PLOT: Elapsed Time vs. Pressure

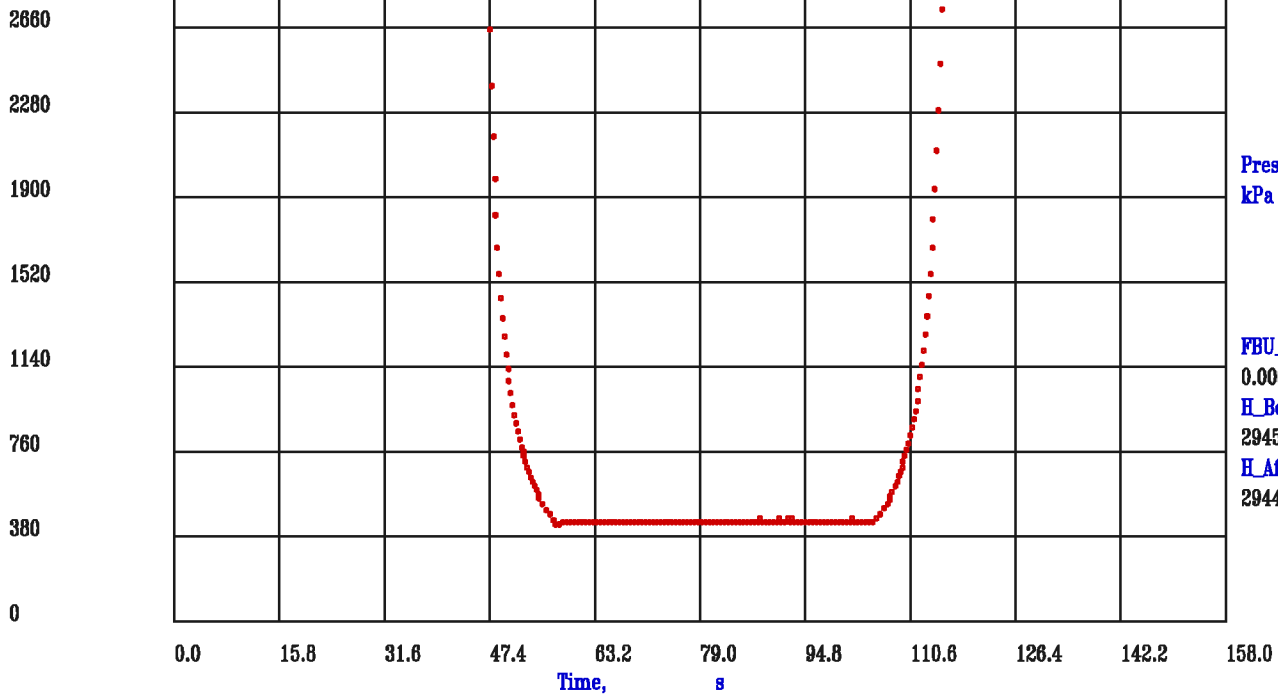
DD Start,	s	0.000	SF Press,	kPa	0.000	Flow Rate,	cm ³ /s	0.000e+00
DD End,	s	0.000	FF Press,	kPa	0.000	Chamber Vol,	cm ³	20.000
BU Start,	s	0.000	Kdd Perm,	mD	0.000e+00	Fill Rate,	min/L	0.000e+00
BU End,	s	0.000	kdd/u,	md/cP	0.000e+00	Time Est.UT,	s	0.000e+00

3800

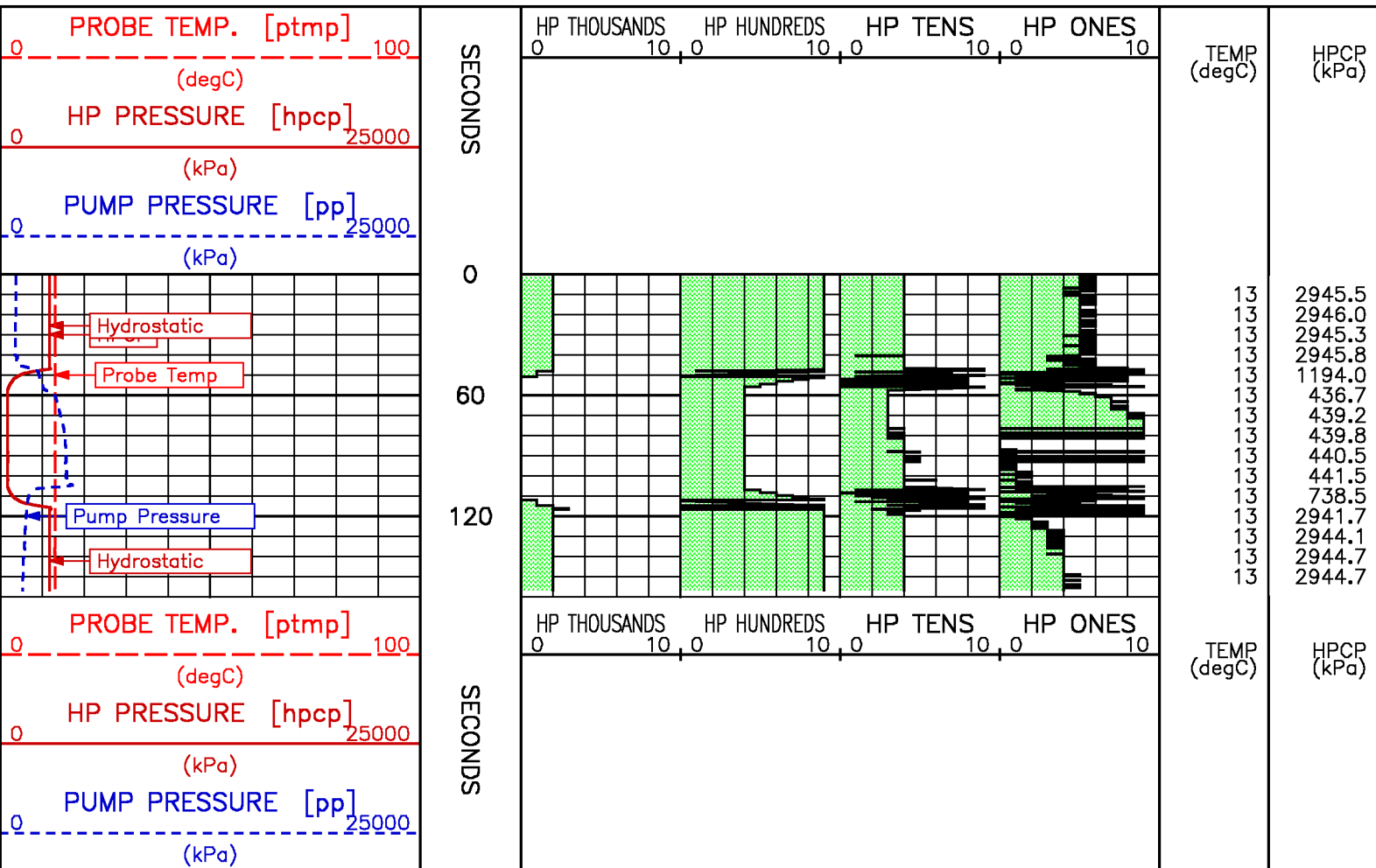
3420

3040





Data File : m001c12.aff
Presentation: fmthp4-hp.log



PRESSURE TEST – Measured Depth 262.8 m TVD Depth 262.8 m

Meta File: pta-m001c13.qp1.meta

PRETEST: QG

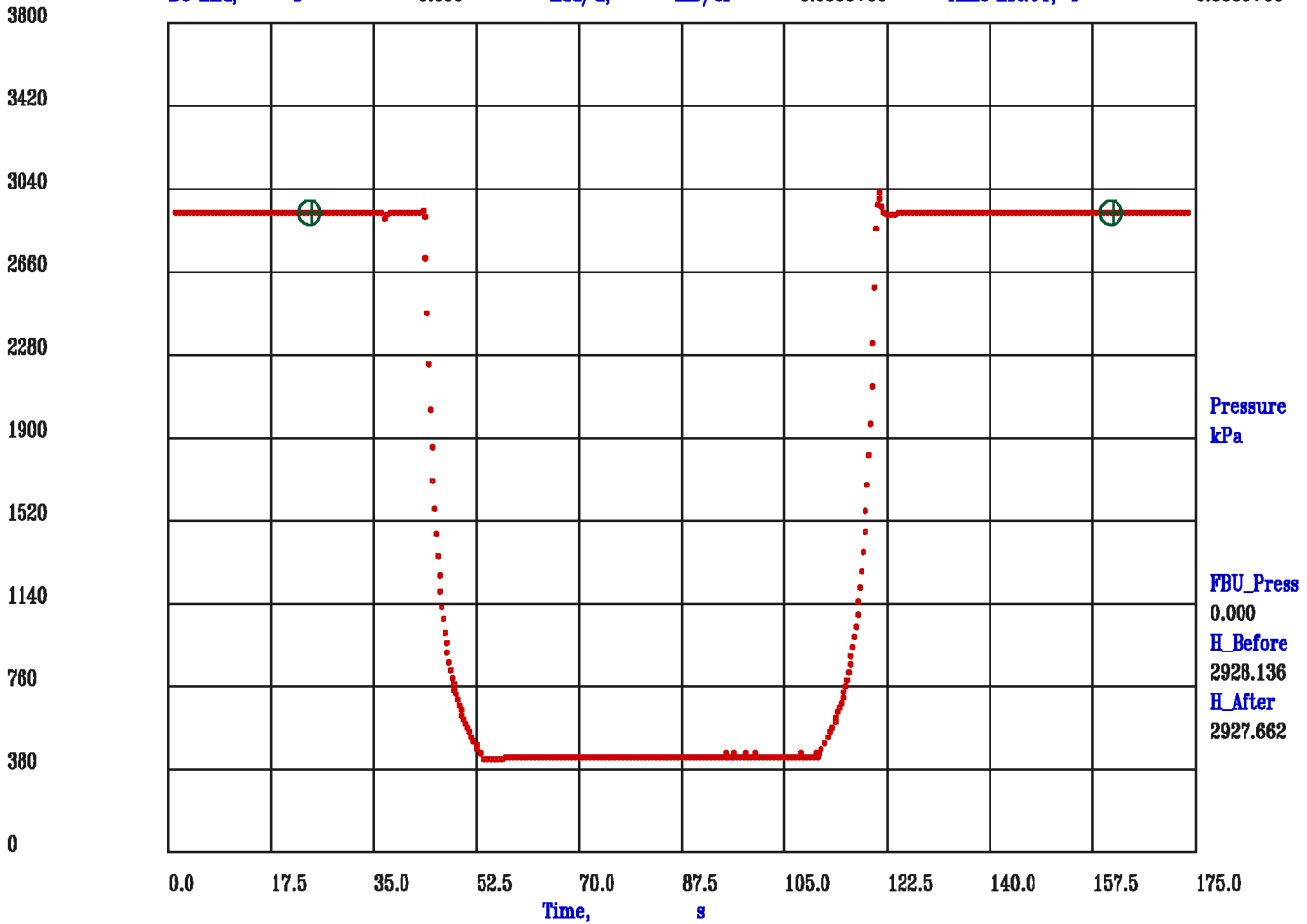
Measured Depth, m 262.8

TVD Depth, m 262.8

pta-m001c13.qp1.meta

HISTORY PLOT: Elapsed Time vs. Pressure

DD Start, s	0.000	SF Press, kPa	0.000	Flow Rate, cm3/s	0.000e+00
DD End, s	0.000	FF Press, kPa	0.000	Chamber Vol, cm3	20.000
BU Start, s	0.000	Kdd Perm, mD	0.000e+00	Fill Rate, min/L	0.000e+00
BU End, s	0.000	kdd/u, mD/cP	0.000e+00	Time Est.UT, s	0.000e+00



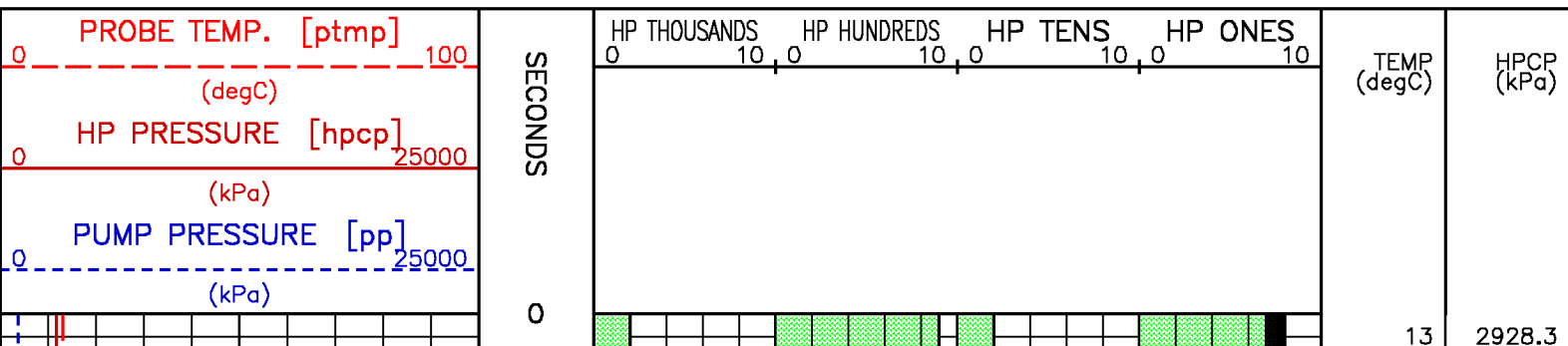
Pressure
kPa

FBU_Press
0.000

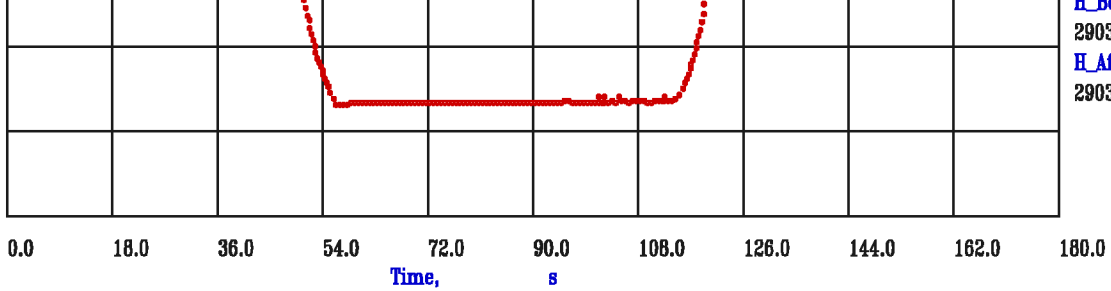
H_Before
2928.136

H_After
2927.662

Data File : m001c13.aff
Presentation: fmthp4-hp.log

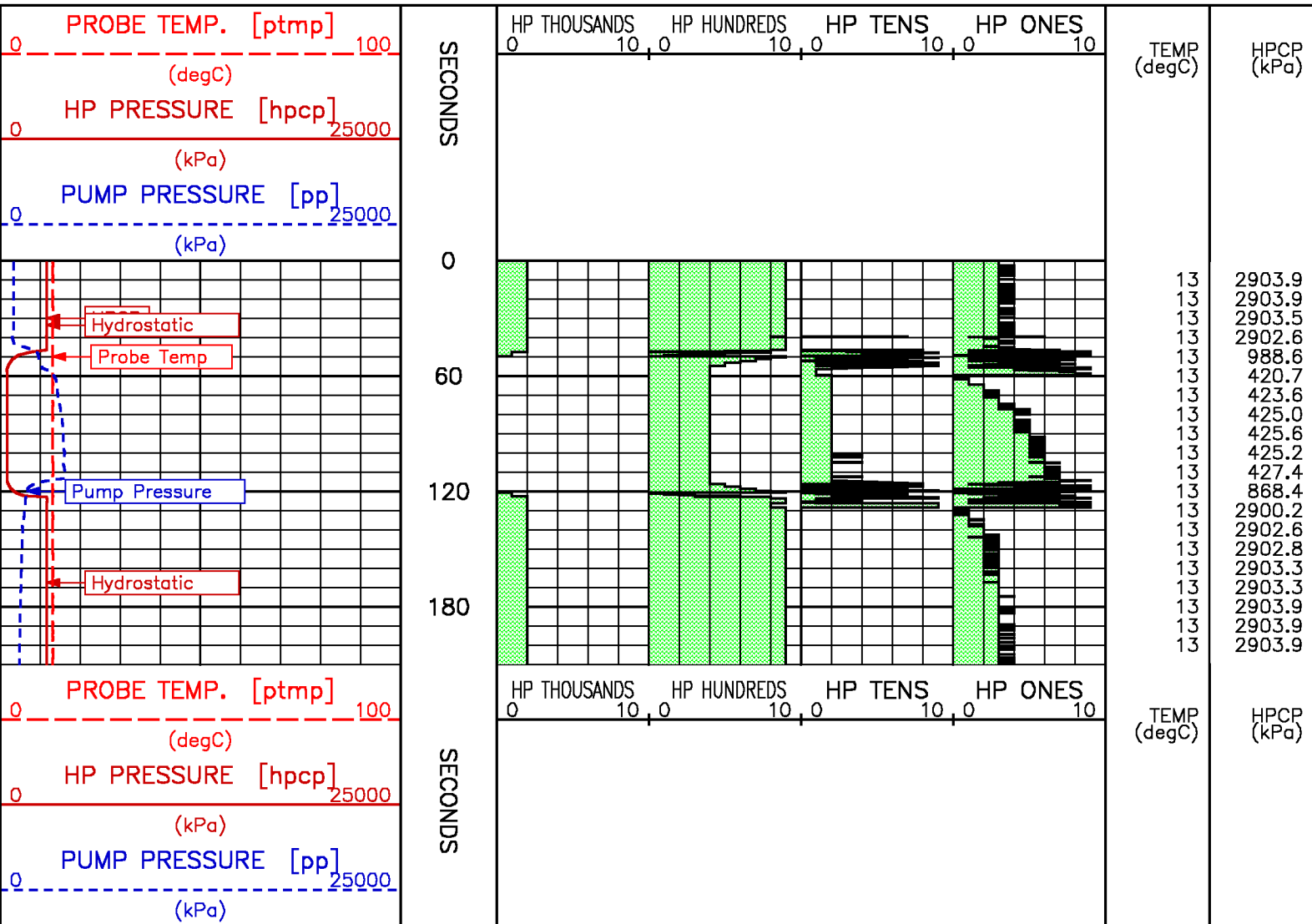


640
320
0



H_Before
2903.693
H_After
2903.369

Data File : m001c14.aff
Presentation: fmthp4-hp.log



**PRESSURE TEST – Measured Depth 255.3 m
TVD Depth 255.3 m**

PRETEST: QG

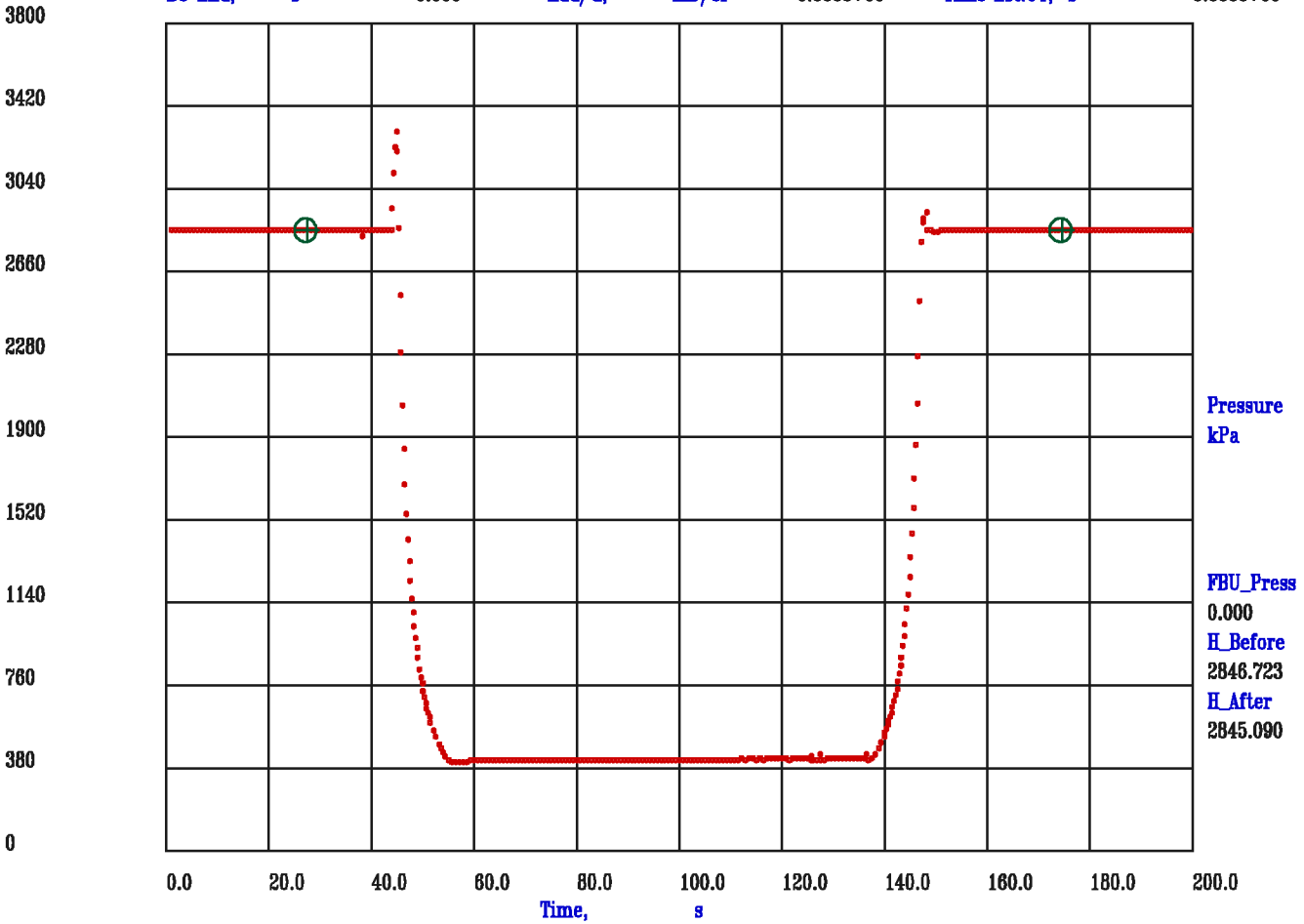
Measured Depth, m 255.3

TVD Depth, m 255.3

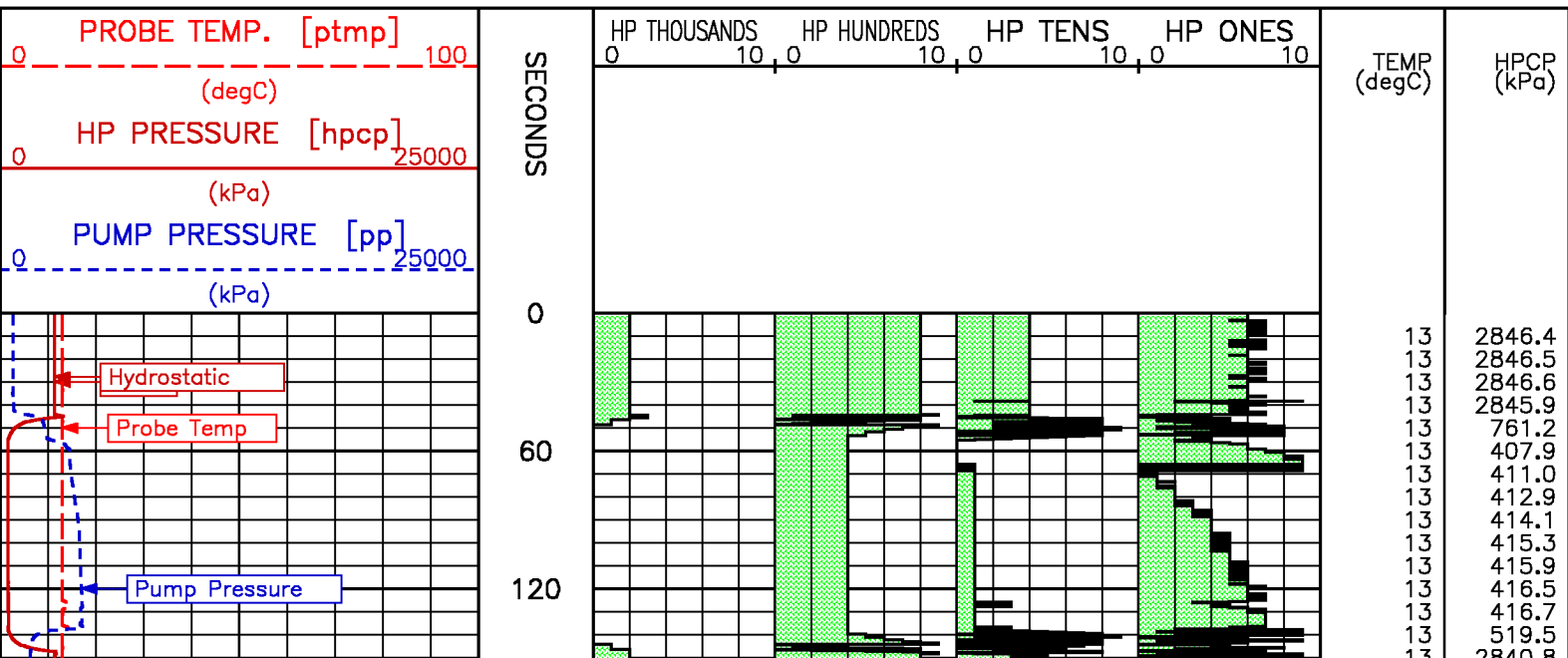
pta-m001c15.qp1.meta

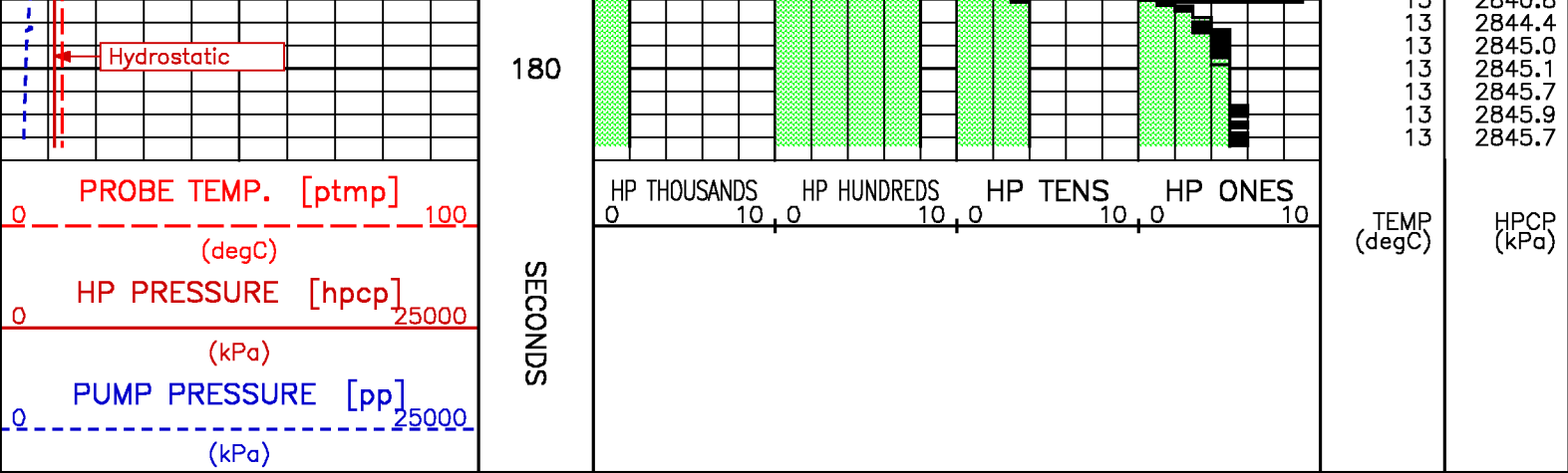
HISTORY PLOT: Elapsed Time vs. Pressure

DD Start, s	0.000	SF Press, kPa	0.000	Flow Rate, cm3/s	0.000e+00
DD End, s	0.000	FF Press, kPa	0.000	Chamber Vol, cm3	20.000
BU Start, s	0.000	Kdd Perm, mD	0.000e+00	Fill Rate, min/L	0.000e+00
BU End, s	0.000	kdd/u, mD/cP	0.000e+00	Time Est.UT, s	0.000e+00



Data File : m001c15.aff
 Presentation: fmthp4-hp.log





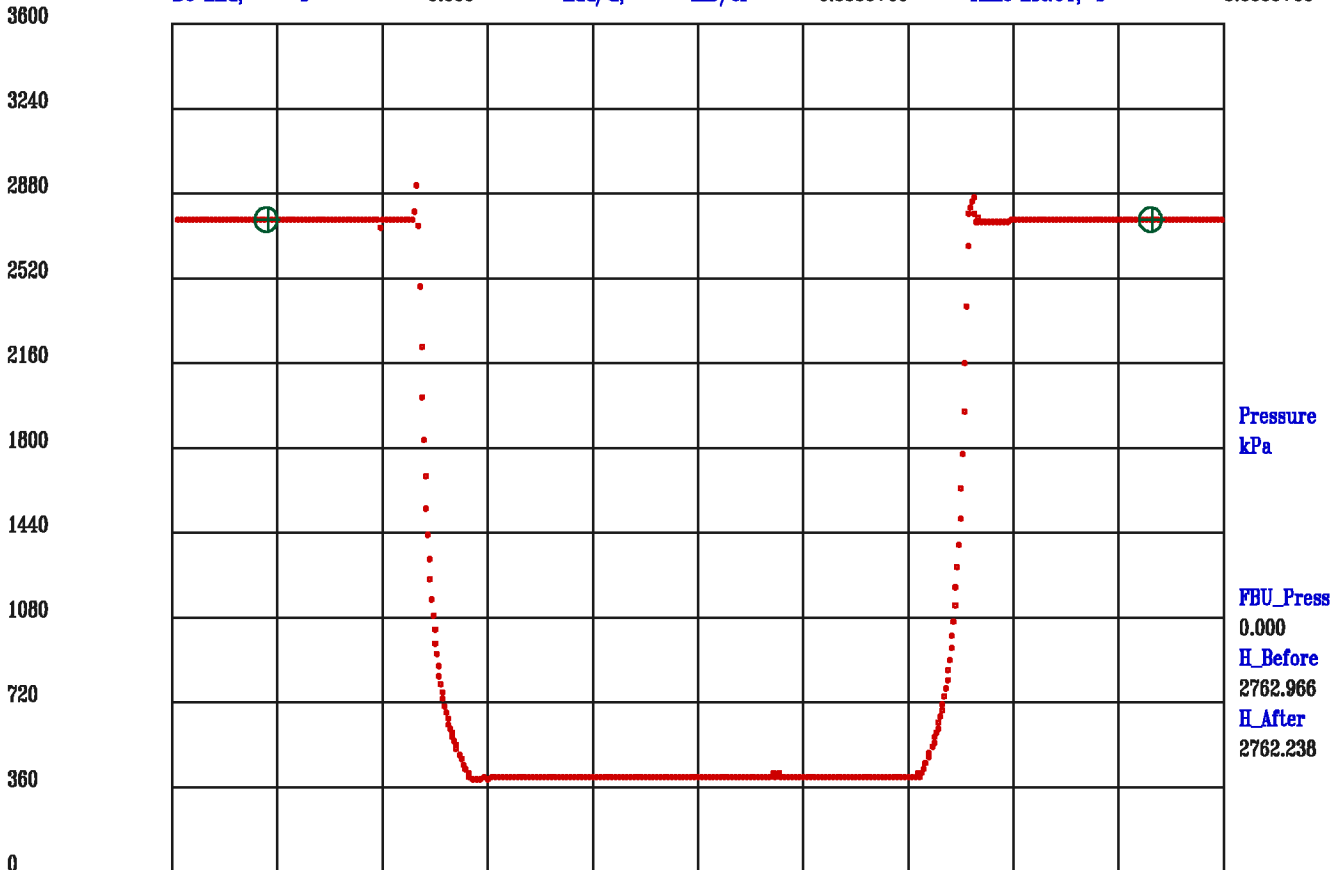
**PRESSURE TEST – Measured Depth 247.6 m
TVD Depth 247.6 m**

Meta File: pta-m001c16.qp1.meta

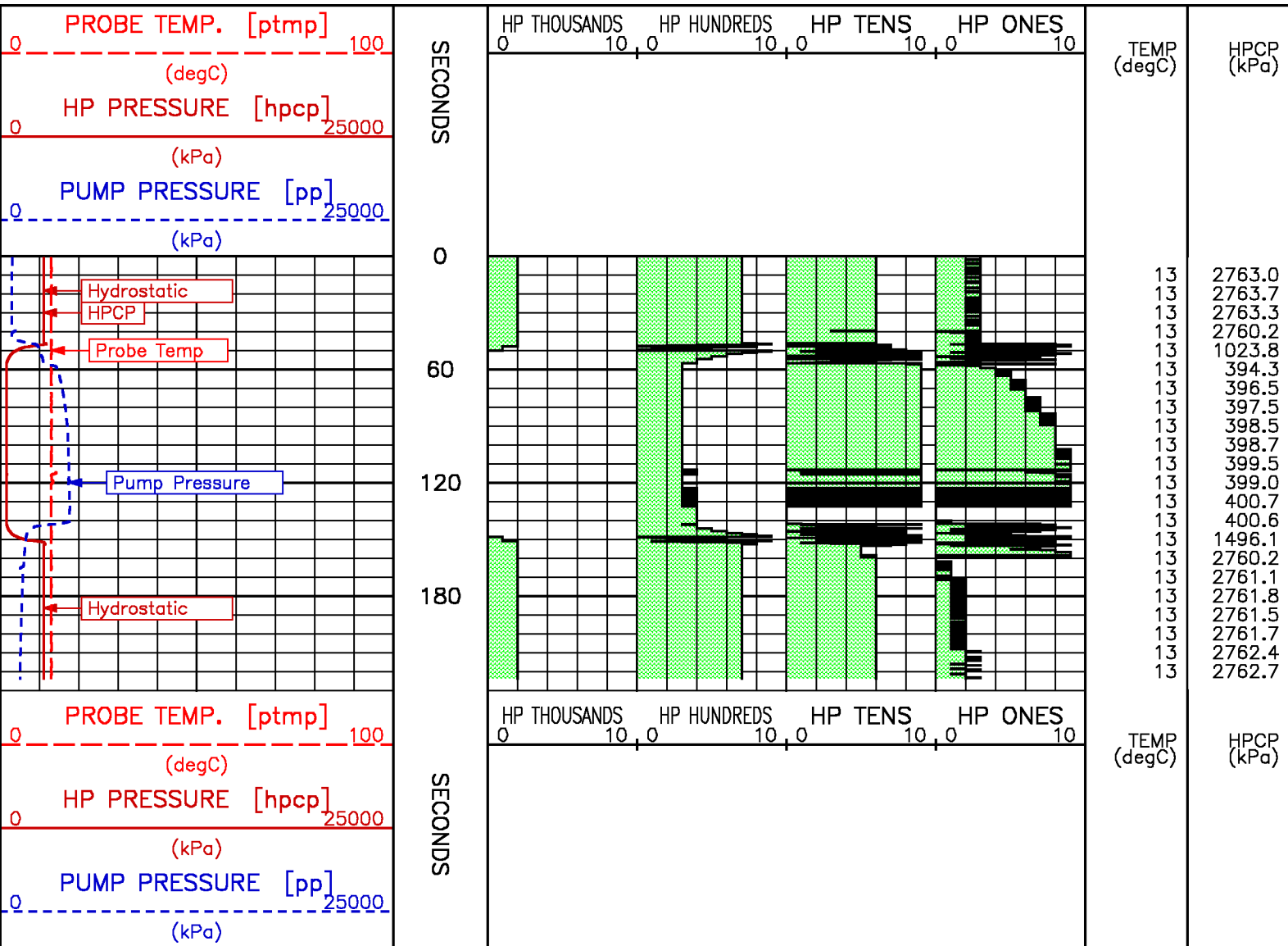
PRETEST: QG Measured Depth, m 247.6 TVD Depth, m 247.6 pta-m001c16.qp1.meta

HISTORY PLOT: Elapsed Time vs. Pressure

DD Start, s	0.000	SF Press, kPa	0.000	Flow Rate, cm3/s	0.000e+00
DD End, s	0.000	FF Press, kPa	0.000	Chamber Vol, cm3	20.000
BU Start, s	0.000	Kdd Perm, mD	0.000e+00	Fill Rate, min/L	0.000e+00
BU End, s	0.000	kdd/u, mD/cP	0.000e+00	Time Est.UT, s	0.000e+00



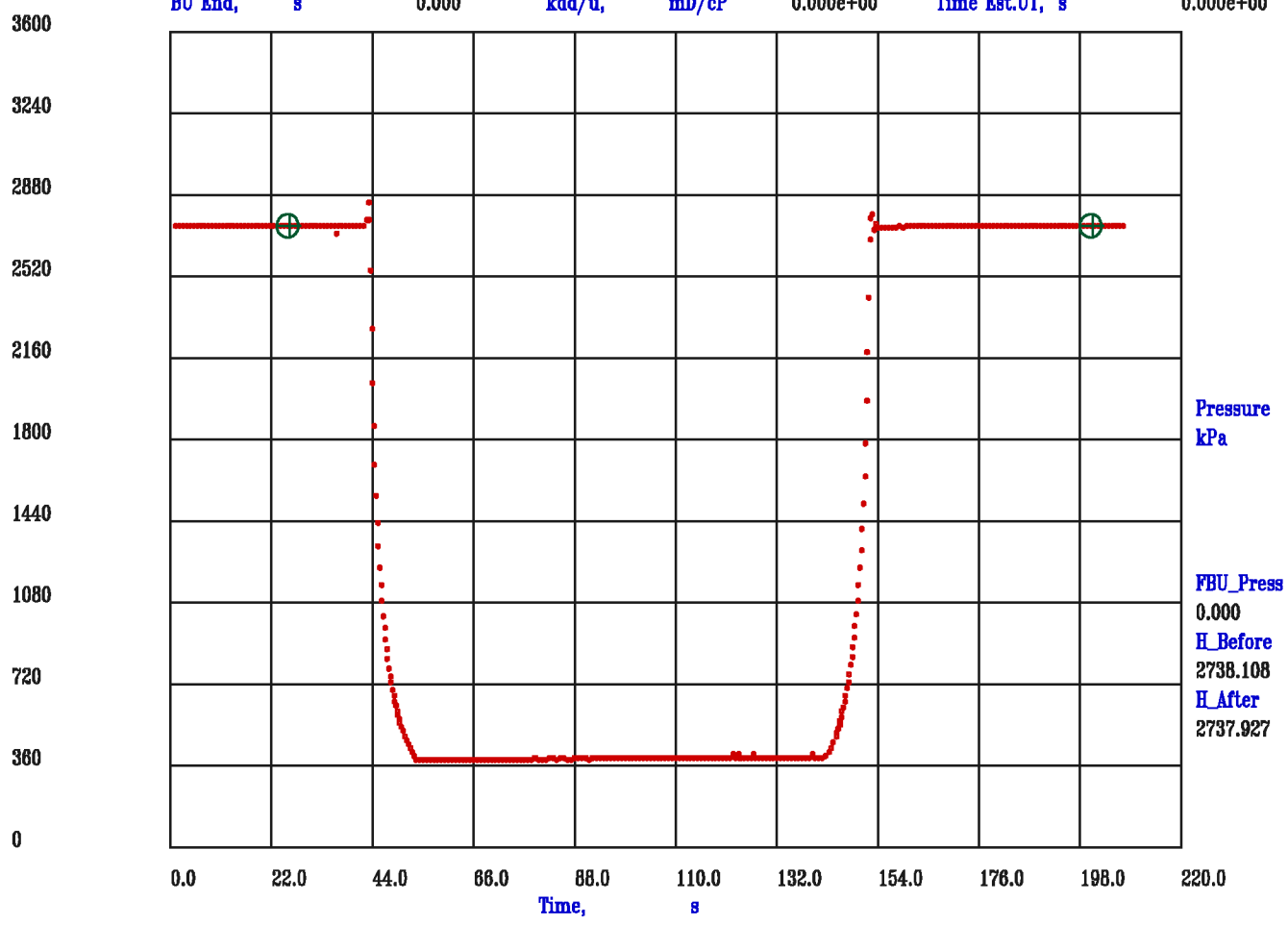
Data File : m001c16.aff
 Presentation: fmthp4-hp.log




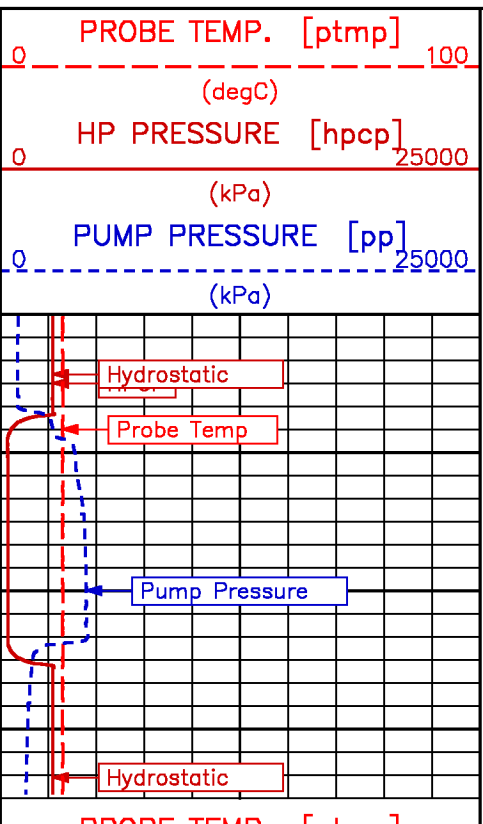
**PRESSURE TEST – Measured Depth 245.2 m
 TVD Depth 245.2 m**

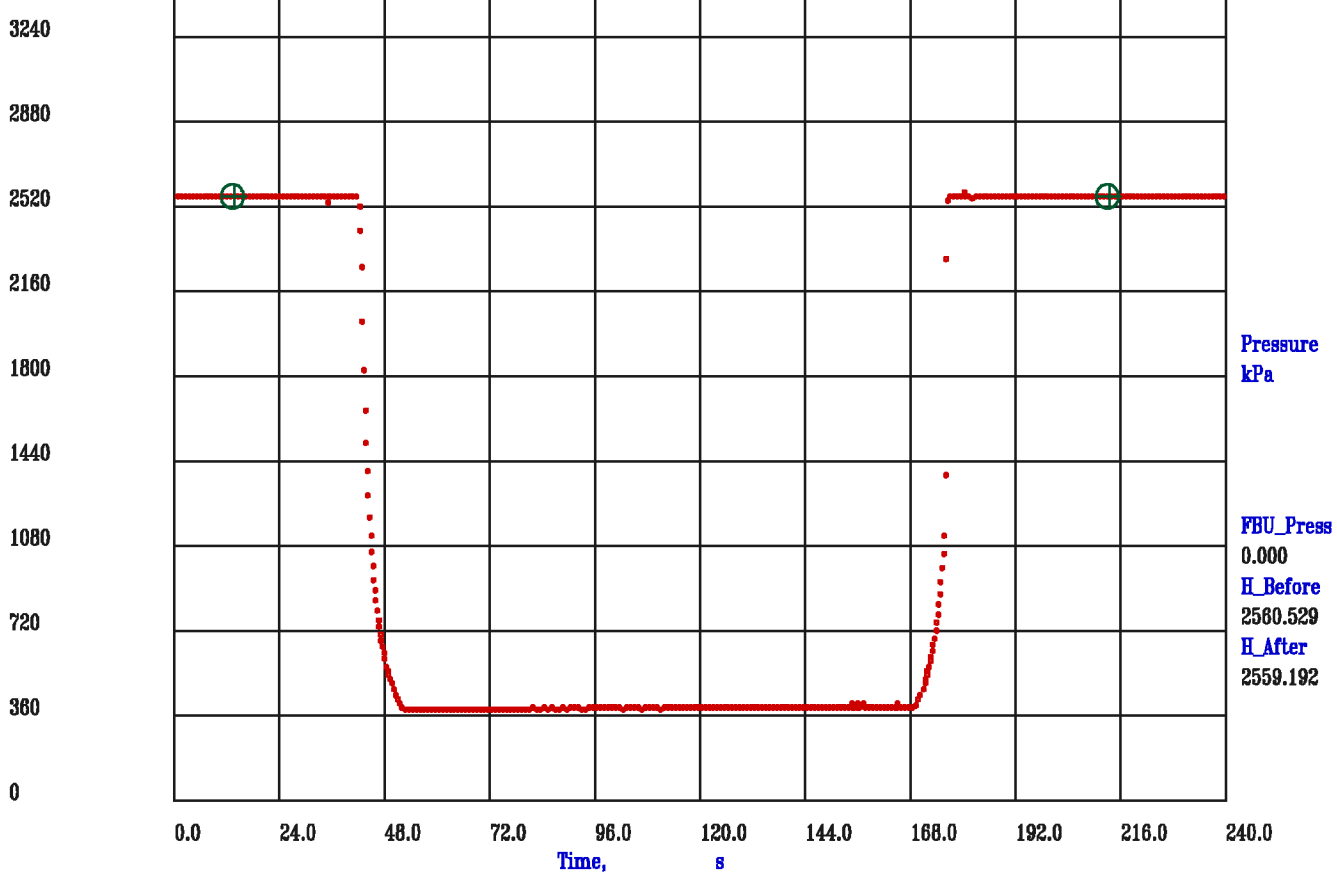
Meta File: pta-m001c17.qp1.meta

DD Start, s	0.000	SF Press, kPa	0.000	Flow Rate, cm3/s	0.000e+00
DD End, s	0.000	FF Press, kPa	0.000	Chamber Vol, cm3	20.000
BU Start, s	0.000	Kdd Perm, mD	0.000e+00	Fill Rate, min/L	0.000e+00
BU End, s	0.000	kdd/u, mD/cP	0.000e+00	Time Est. UT, s	0.000e+00

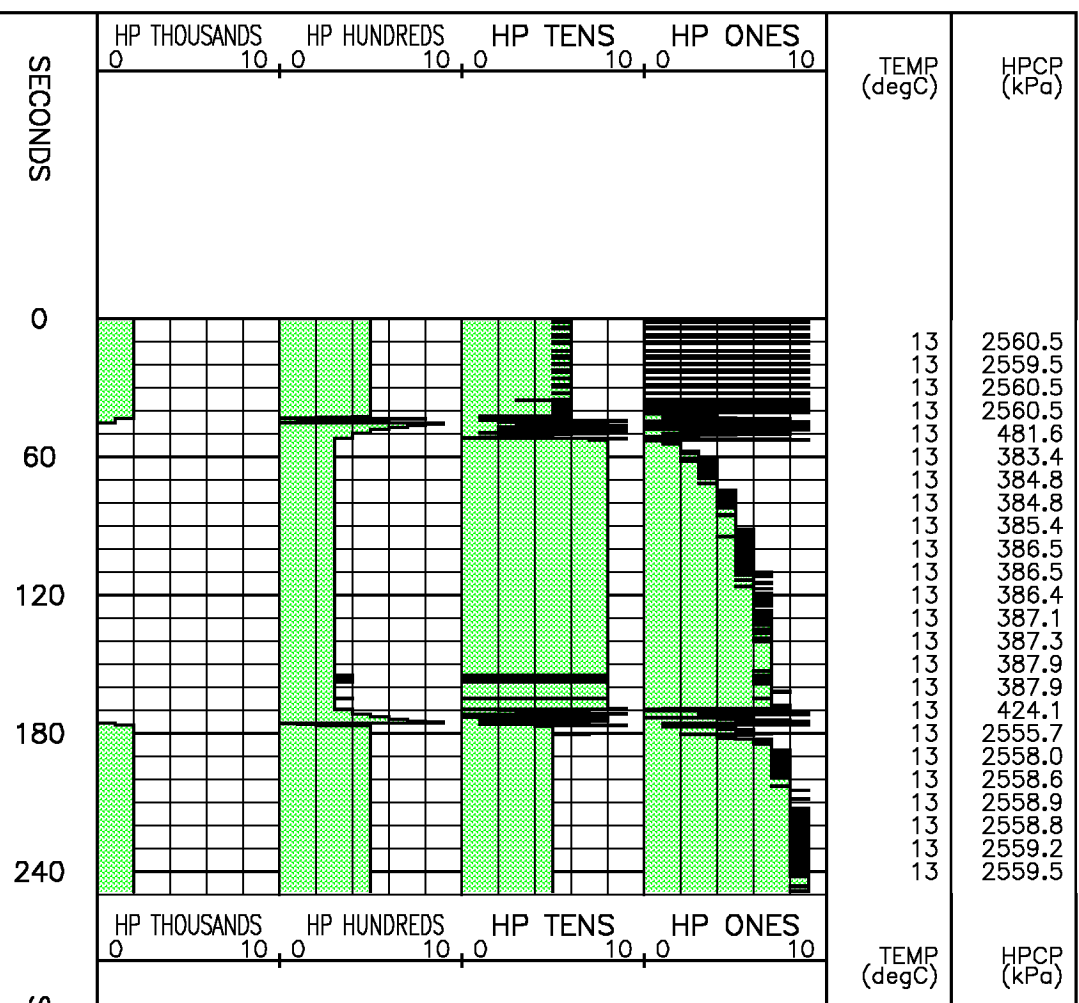
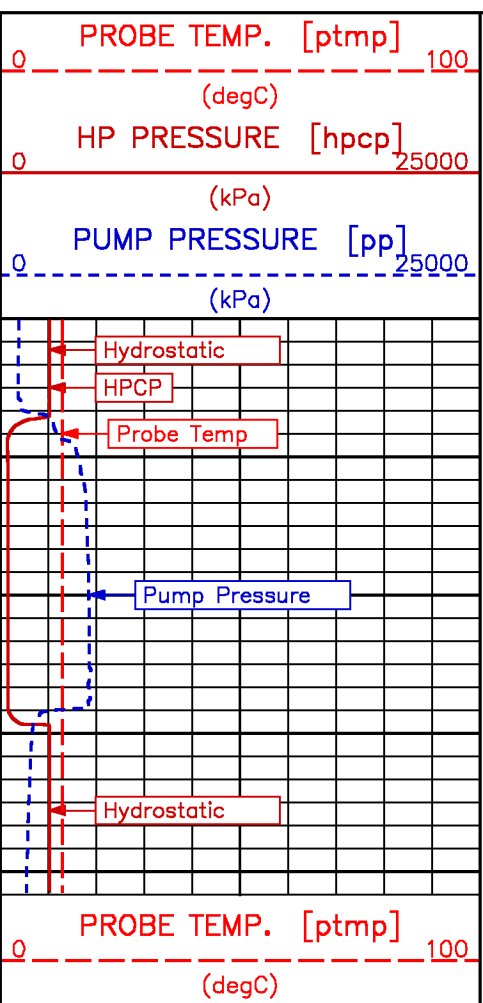


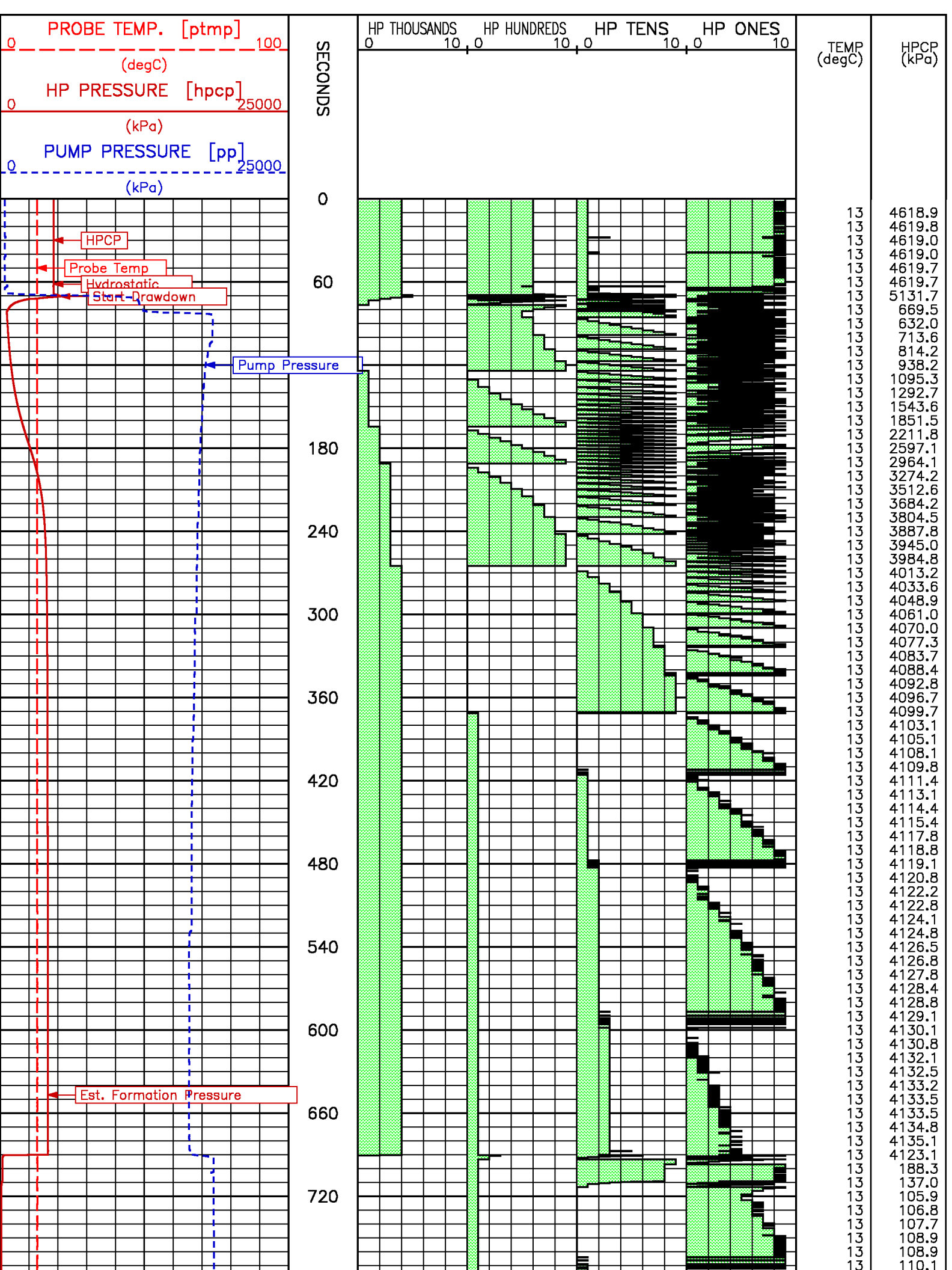
Data File : m001c17.aff
 Presentation: fmthp4-hp.log




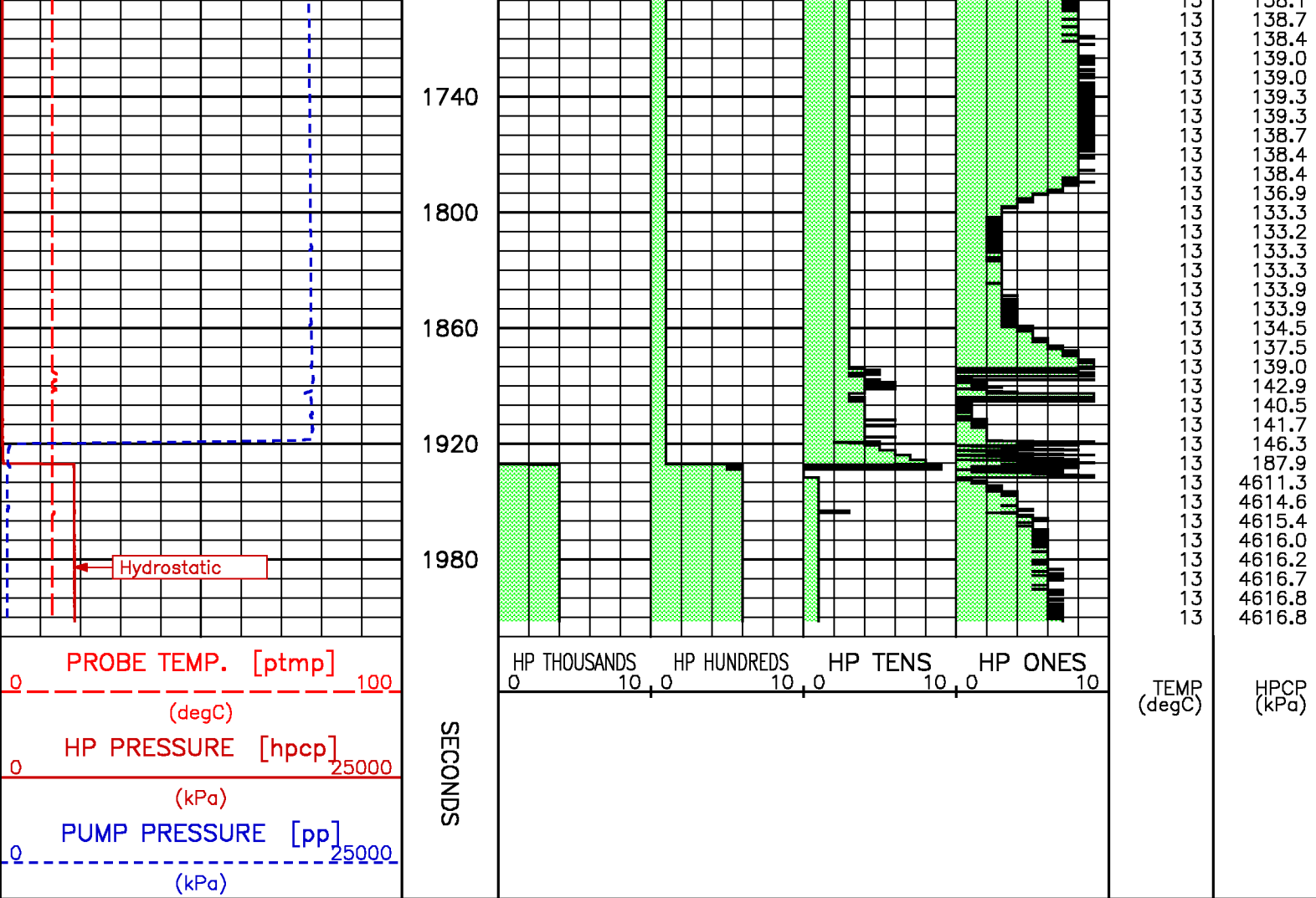


Data File : m001c19.aff
Presentation: fmthp4-hp.log





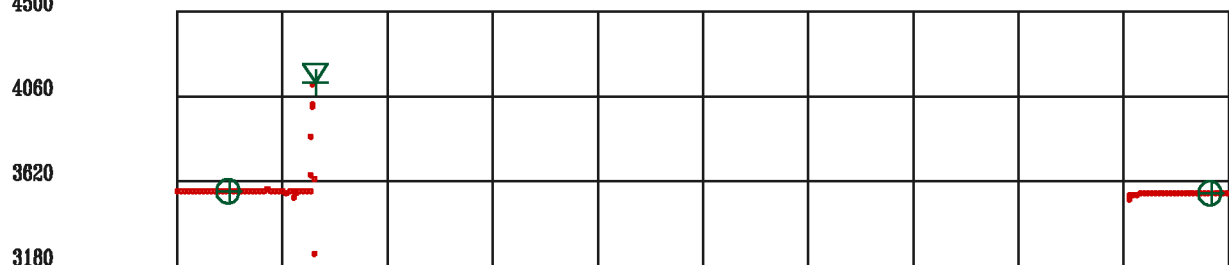


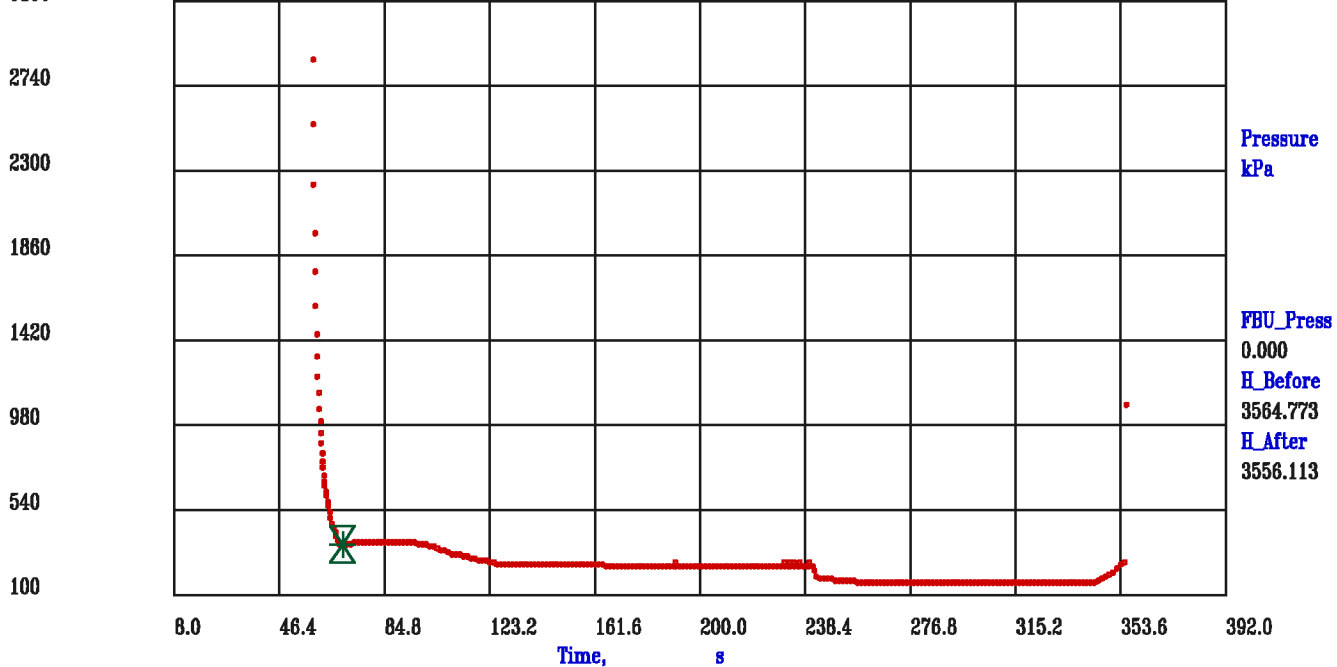


**PRESSURE TEST – Measured Depth 320.9 m
TVD Depth 320.9 m**

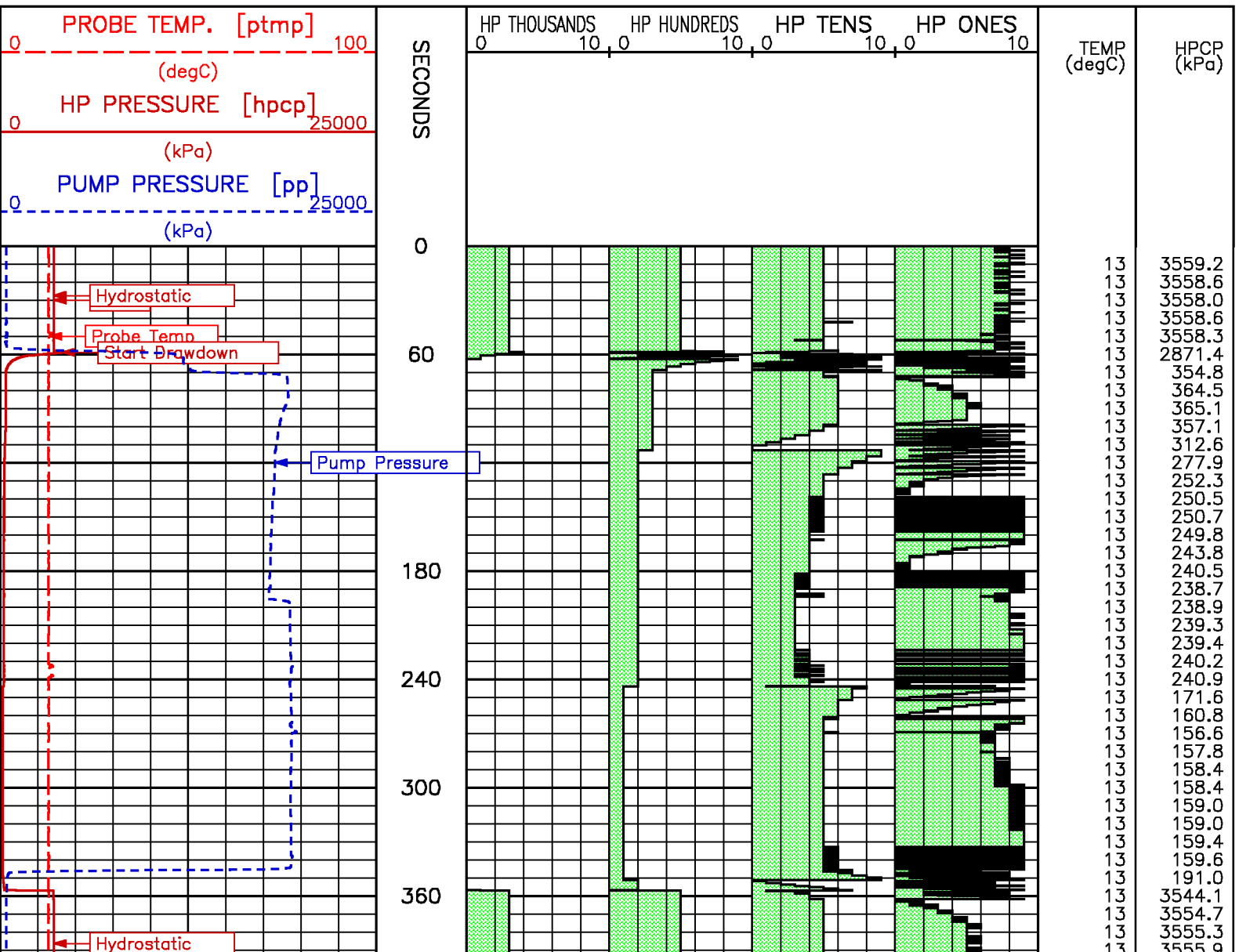
Meta File: pta-m001c23.qp1.meta

PRETEST: QG	Measured Depth, m 320.9	TVD Depth, m 320.9	pta-m001c23.qp1.meta
HISTORY PLOT: Elapsed Time vs. Pressure			
DD Start, s	59.029	SF Press, kPa	4126.235
DD End, s	69.953	FF Press, kPa	355.659
BU Start, s	69.953	Kdd Perm, mD	8.229
BU End, s	0.000	kdd/u, md/cP	8.229
		Flow Rate, cm3/s	1.831
		Chamber Vol, cm3	20.000
		Fill Rate, min/L	8.320
		Time Est. UT, s	83.200





Data File : m001c23.aff
Presentation: fmthp4-hp.log



PROBE TEMP. [ptmp] (degC) HP PRESSURE [hpcp] (kPa) PUMP PRESSURE [pp] (kPa)	SECONDS	HP THOUSANDS HP HUNDREDS HP TENS HP ONES	TEMP (degC)	HPCP (kPa)
--------------------------------------------------------------------------------------------	---------	---------------------------------------------------	-------------	------------

**PRESSURE TEST – Measured Depth 321.0 m
TVD Depth 321.0 m**

Meta File: pta-m001c24.qp1.meta

PRETEST: QG

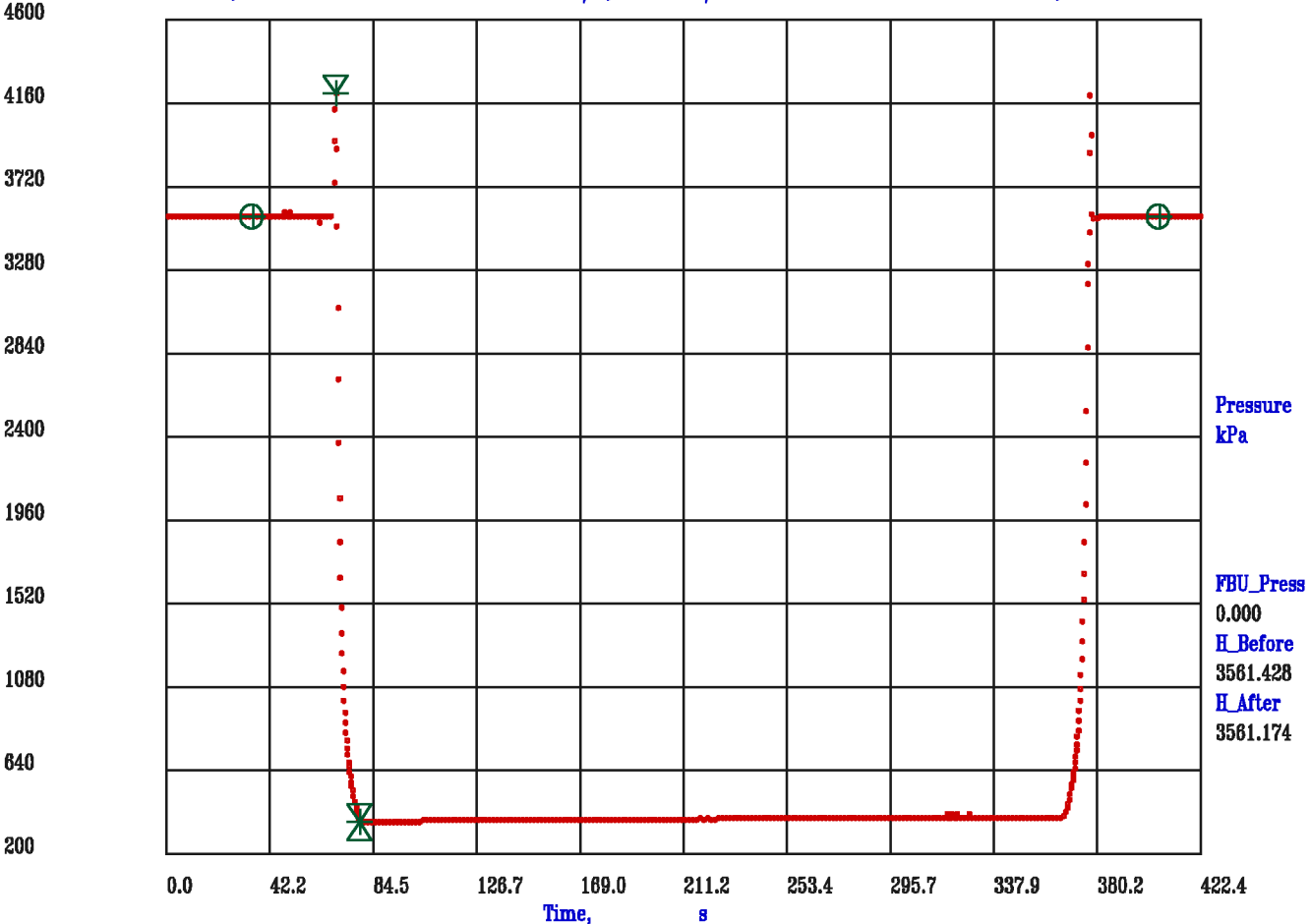
Measured Depth, m 321.0

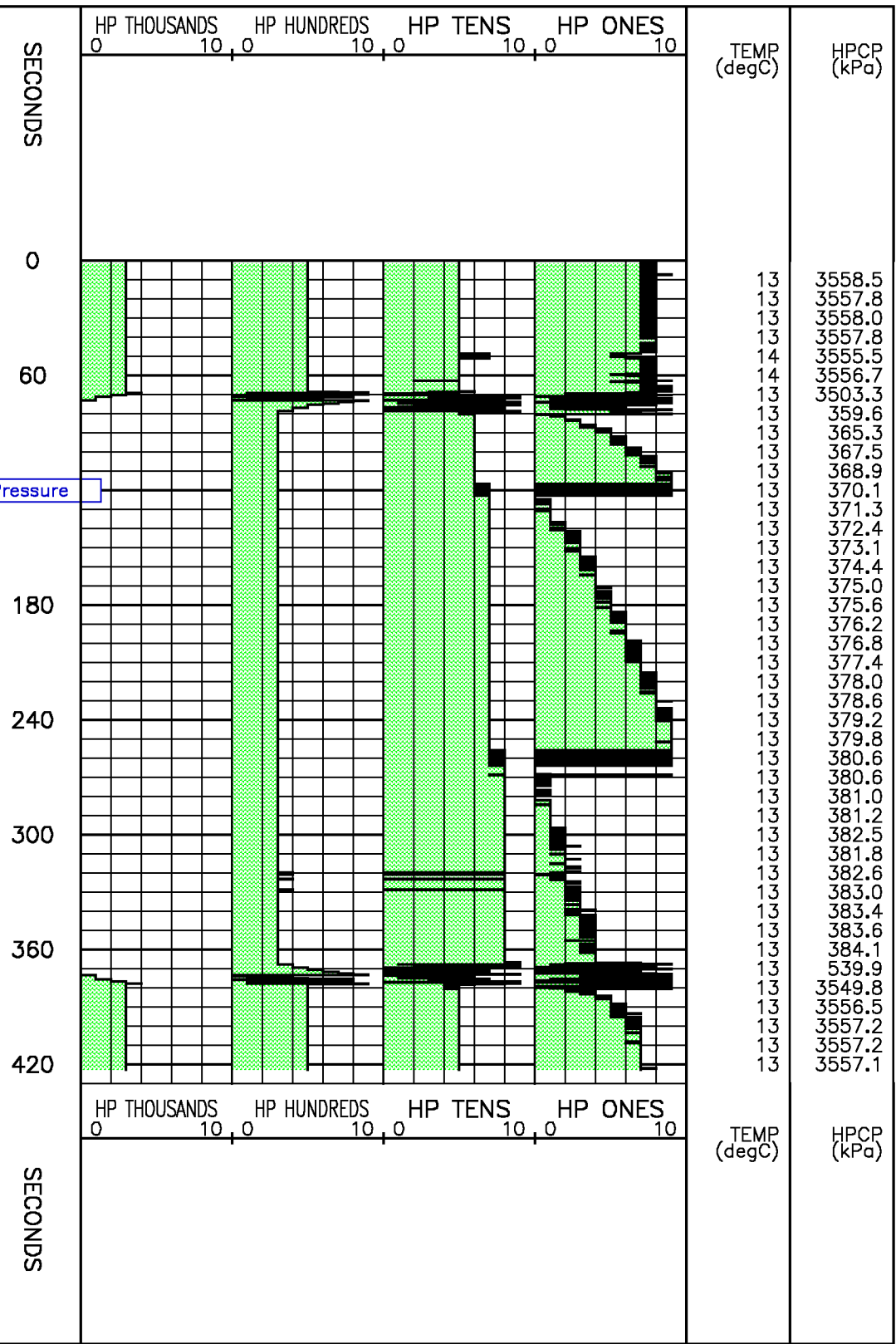
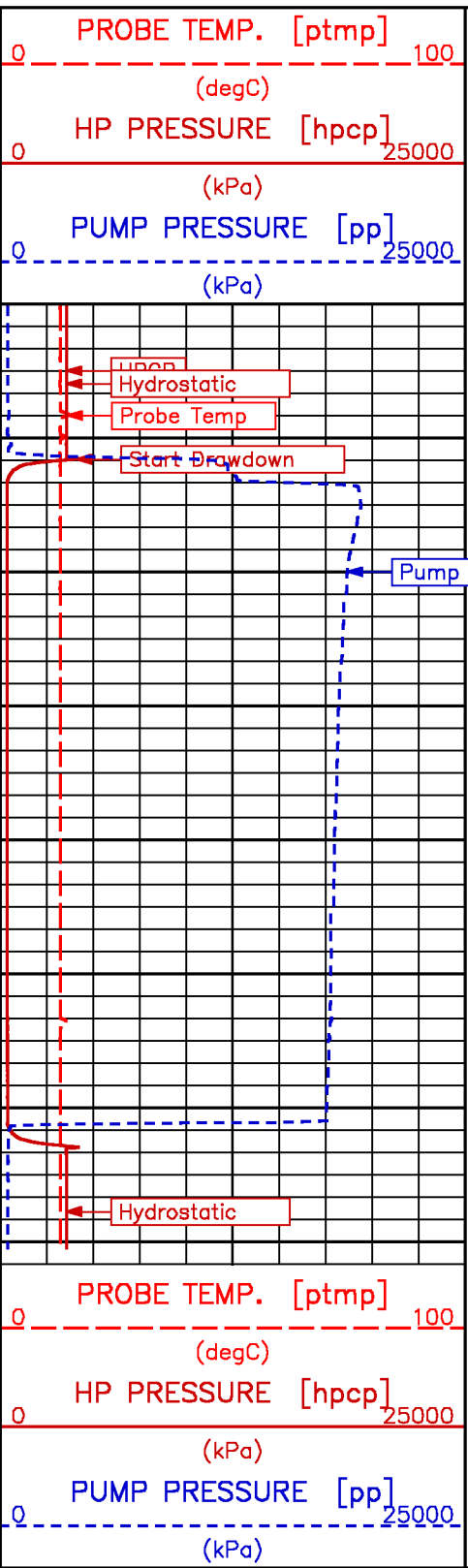
TVD Depth, m 321.0

pta-m001c24.qp1.meta

HISTORY PLOT: Elapsed Time vs. Pressure

DD Start, s	69.578	SF Press, kPa	4208.527	Flow Rate, cm3/s	2.009
DD End, s	79.534	FF Press, kPa	362.159	Chamber Vol, cm3	20.000
BU Start, s	79.534	Kdd Perm, mD	8.852	Fill Rate, min/L	7.584
BU End, s	0.000	kdd/u, mD/cP	8.852	Time Est.UT, s	75.836





**PRESSURE TEST – Measured Depth 320.8 m
 TVD Depth 320.8 m**

PRETEST: QG

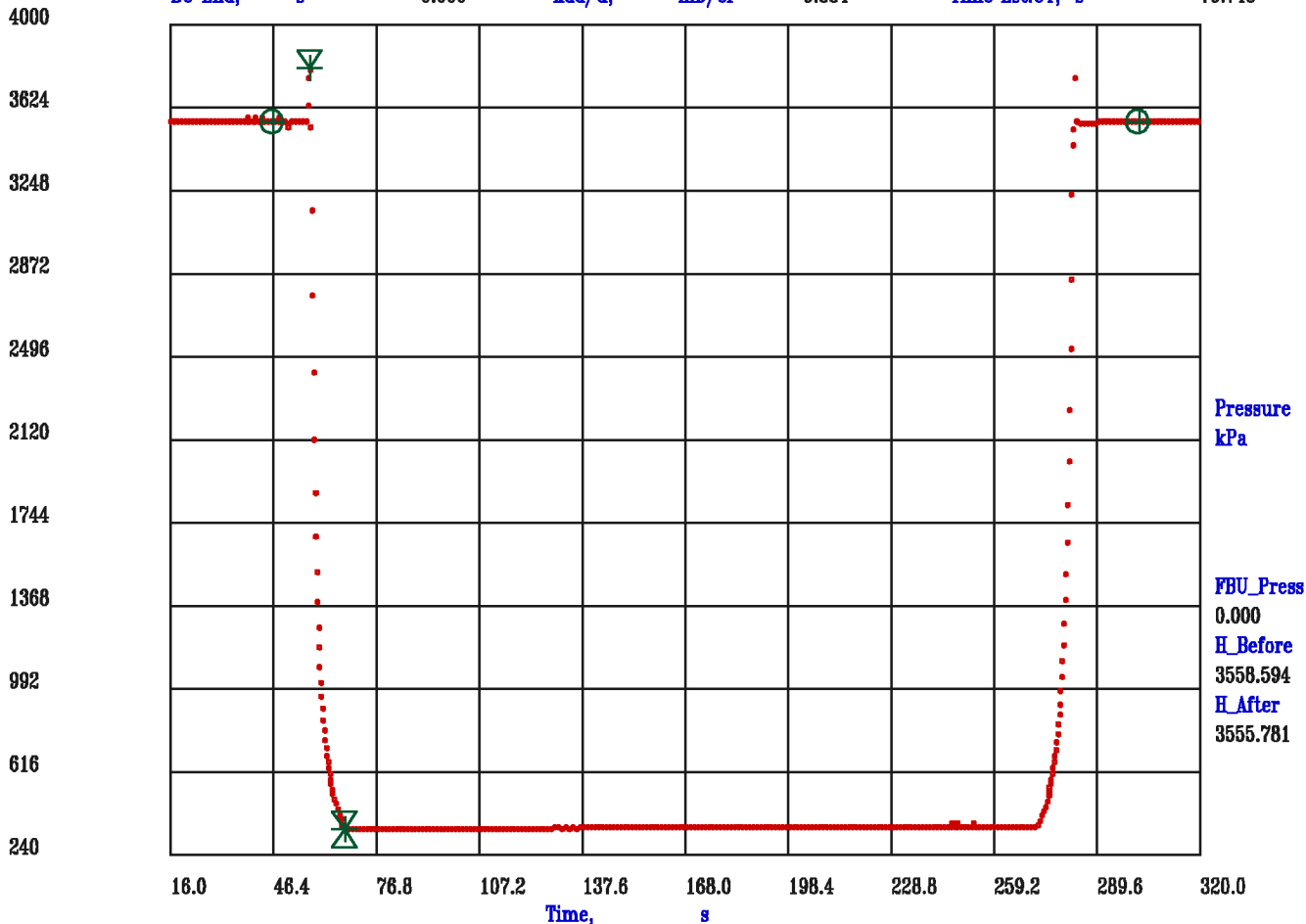
Measured Depth, m 320.8

TVD Depth, m 320.8

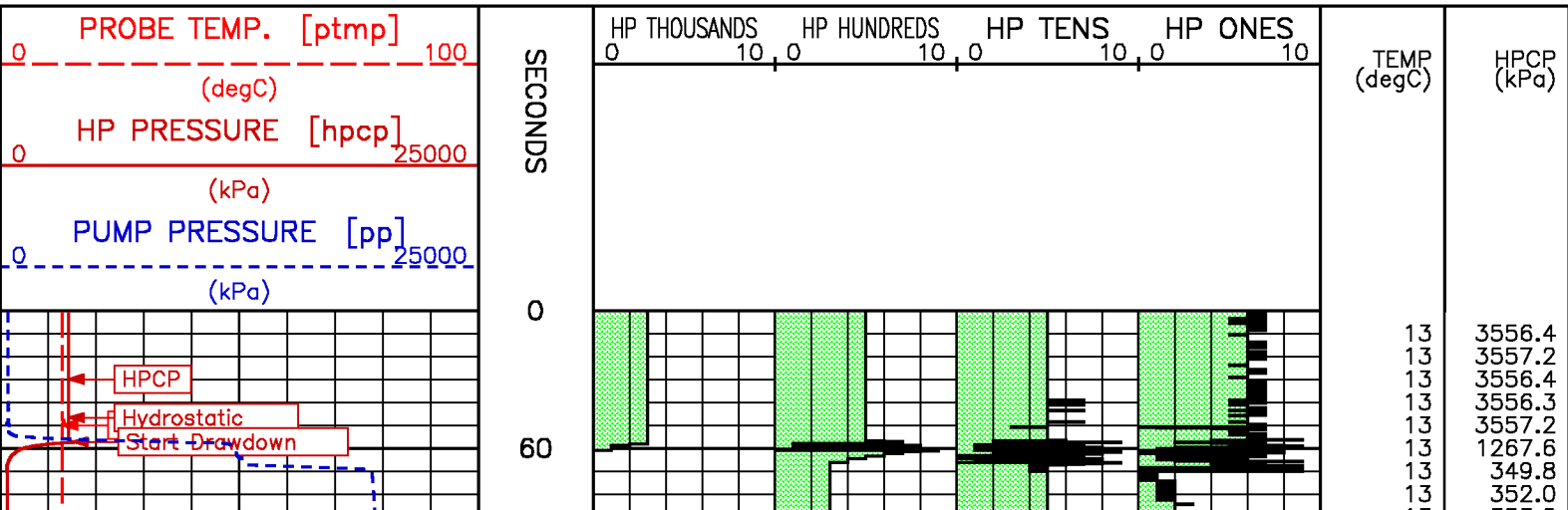
pta-m001c25.qp1.meta

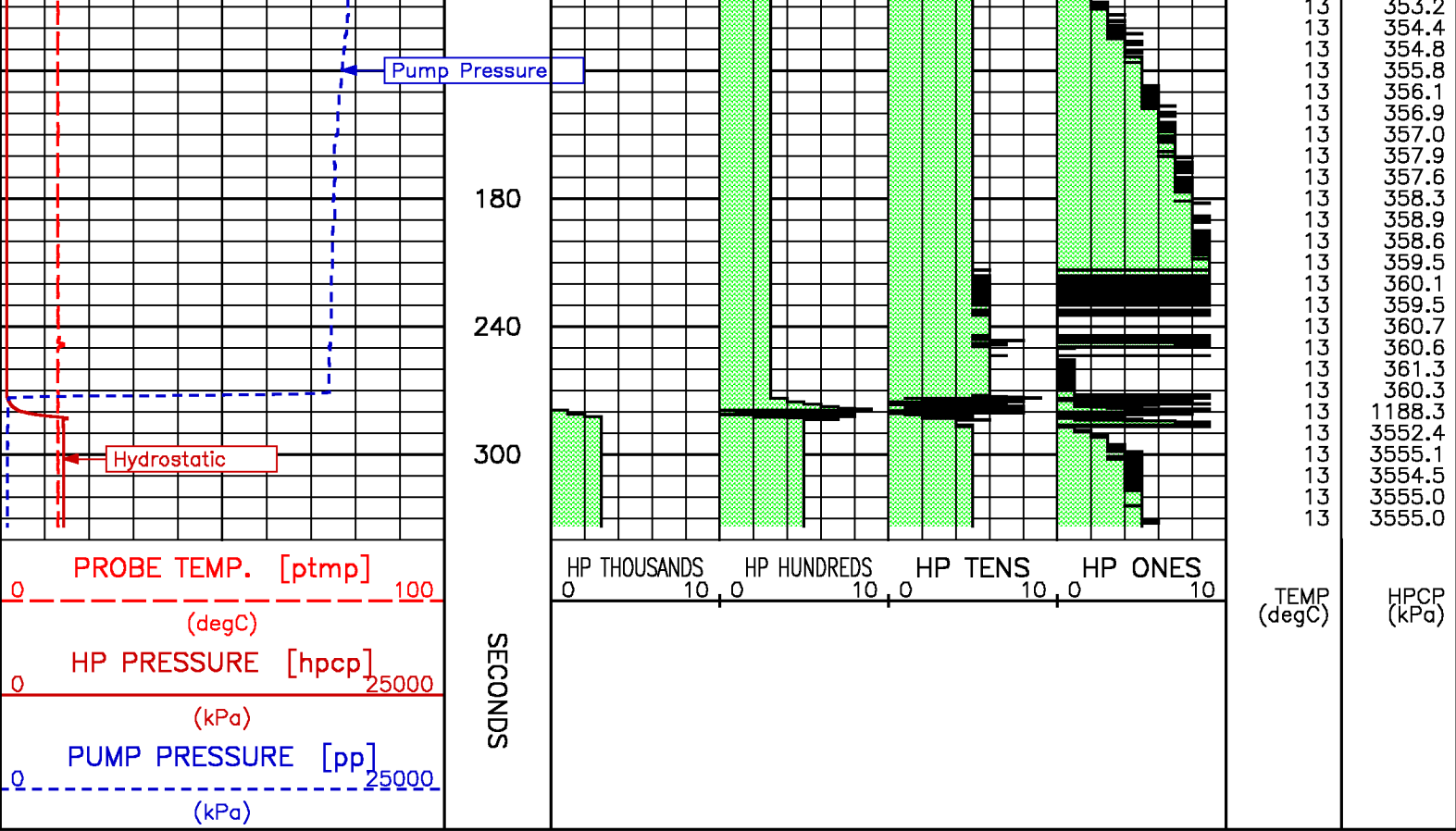
HISTORY PLOT: Elapsed Time vs. Pressure

DD Start, s	57.308	SF Press, kPa	3795.615	Flow Rate, cm3/s	1.898
DD End, s	67.848	FF Press, kPa	349.978	Chamber Vol, cm3	20.000
BU Start, s	67.848	Kdd Perm, mD	9.334	Fill Rate, min/L	7.974
BU End, s	0.000	kdd/u, mD/cP	9.334	Time Est.UT, s	79.745



Data File : m001c25.aff
Presentation: fmthp4-hp.log





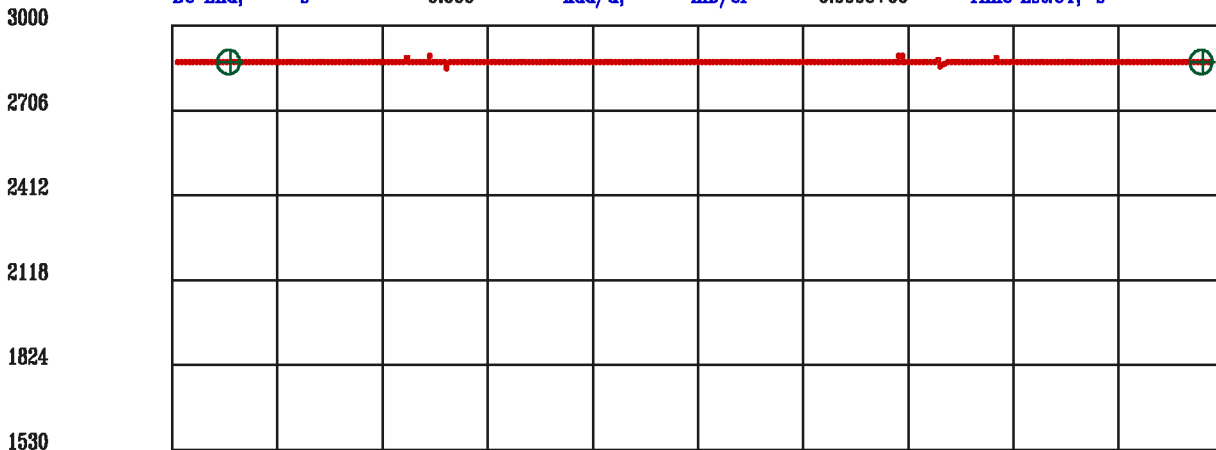
**PRESSURE TEST – Measured Depth 257.8 m
TVD Depth 257.8 m**

Meta File: pta-m001c26.qp1.meta


PRETEST: QG Measured Depth, m 257.8 TVD Depth, m 257.8 pta-m001c26.qp1.meta

HISTORY PLOT: Elapsed Time vs. Pressure

DD Start, s	0.000	SF Press, kPa	0.000	Flow Rate, cm3/s	0.000e+00
DD End, s	0.000	FF Press, kPa	0.000	Chamber Vol, cm3	20.000
BU Start, s	0.000	Kdd Perm, mD	0.000e+00	Fill Rate, min/L	0.000e+00
BU End, s	0.000	kdd/u, mD/cP	0.000e+00	Time Est.UT, s	0.000e+00



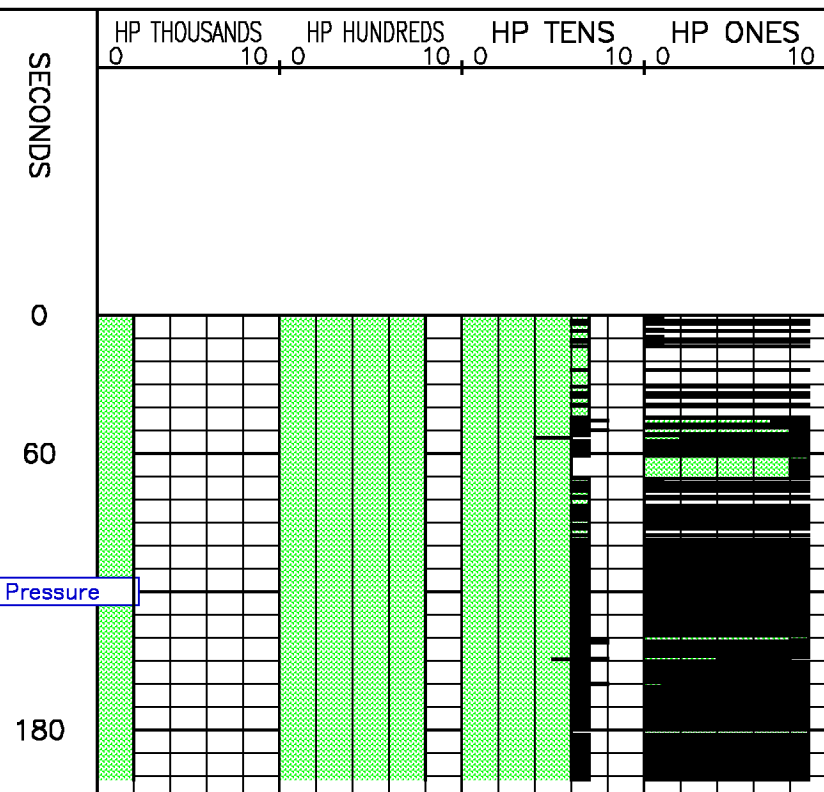
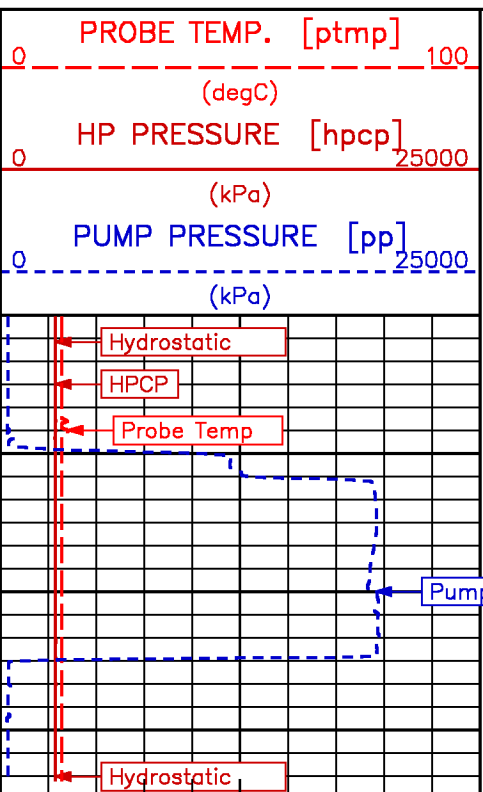
1236
942
648
354
60



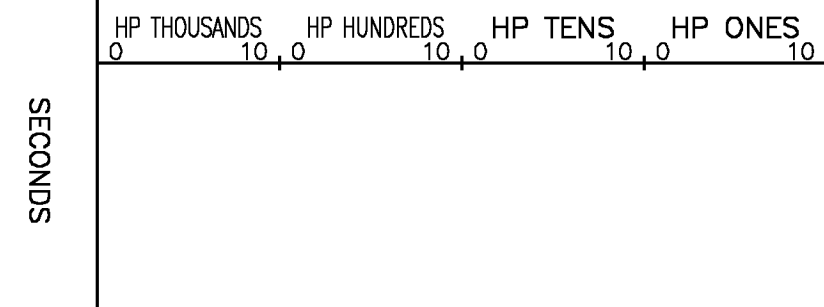
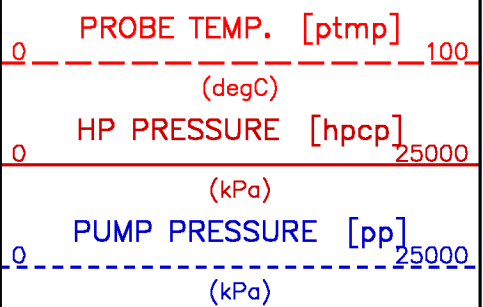
0.0 20.4 40.8 61.2 81.6 102.0 122.4 142.8 163.2 183.6 204.0
Time, s

FBU_Press
0.000
H_Before
2867.841
H_After
2869.581

Data File : m001c26.aff
Presentation: fmthp4-hp.log



TEMP (degC)	HPCP (kPa)
13	2870.2
13	2870.8
13	2870.2
13	2870.9
14	2888.1
13	2870.8
13	2868.6
13	2870.2
13	2870.2
13	2870.2
13	2870.2
13	2869.5
13	2870.6
13	2869.6
13	2868.3
13	2886.0
13	2870.2
13	2870.3
13	2870.2
13	2869.8



TEMP (degC)	HPCP (kPa)
13	2870.2
13	2870.8
13	2870.2
13	2870.9
14	2888.1
13	2870.8
13	2868.6
13	2870.2
13	2870.2
13	2870.2
13	2870.2
13	2869.5
13	2870.6
13	2869.6
13	2868.3
13	2886.0
13	2870.2
13	2870.3
13	2870.2
13	2869.8

**PRESSURE TEST – Measured Depth 257.9 m
TVD Depth 257.9 m**

PRETEST: QG

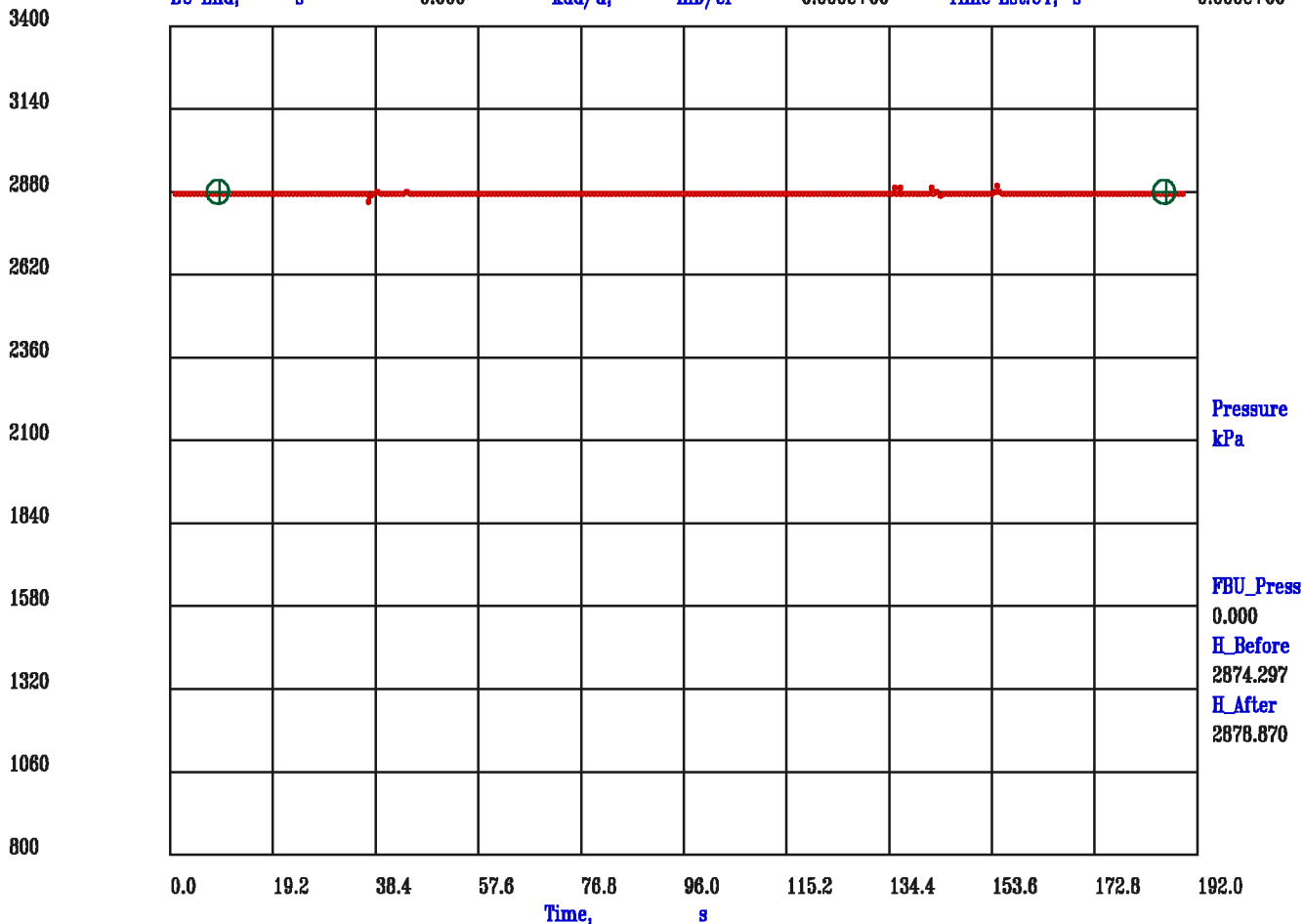
Measured Depth, m 257.9

TVD Depth, m 257.9

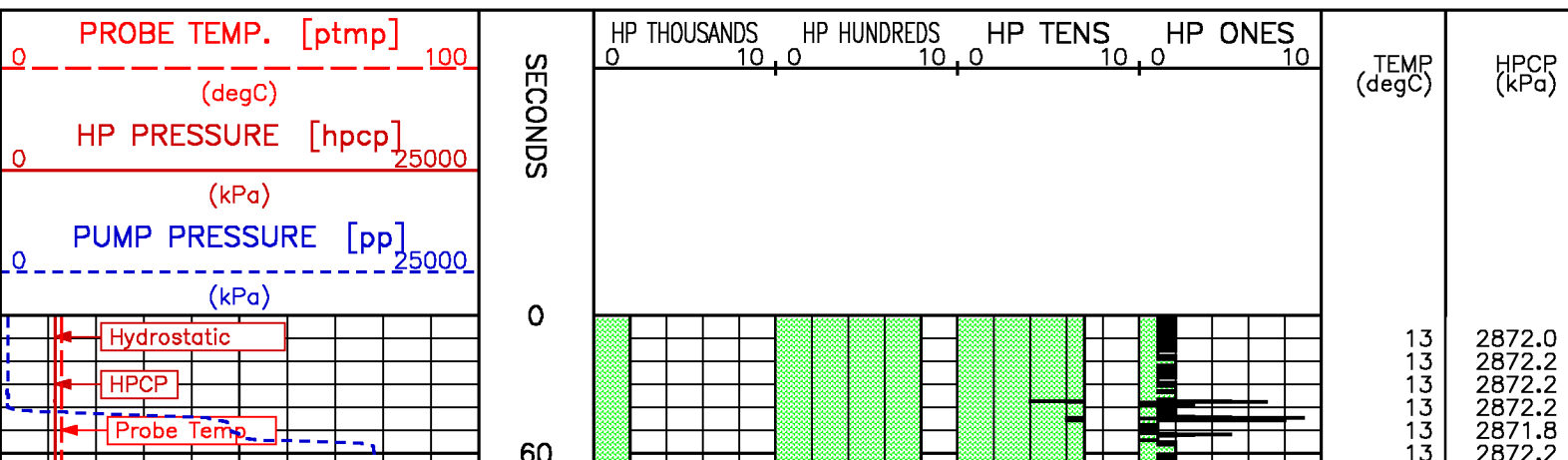
pta-m001c27.qp1.meta

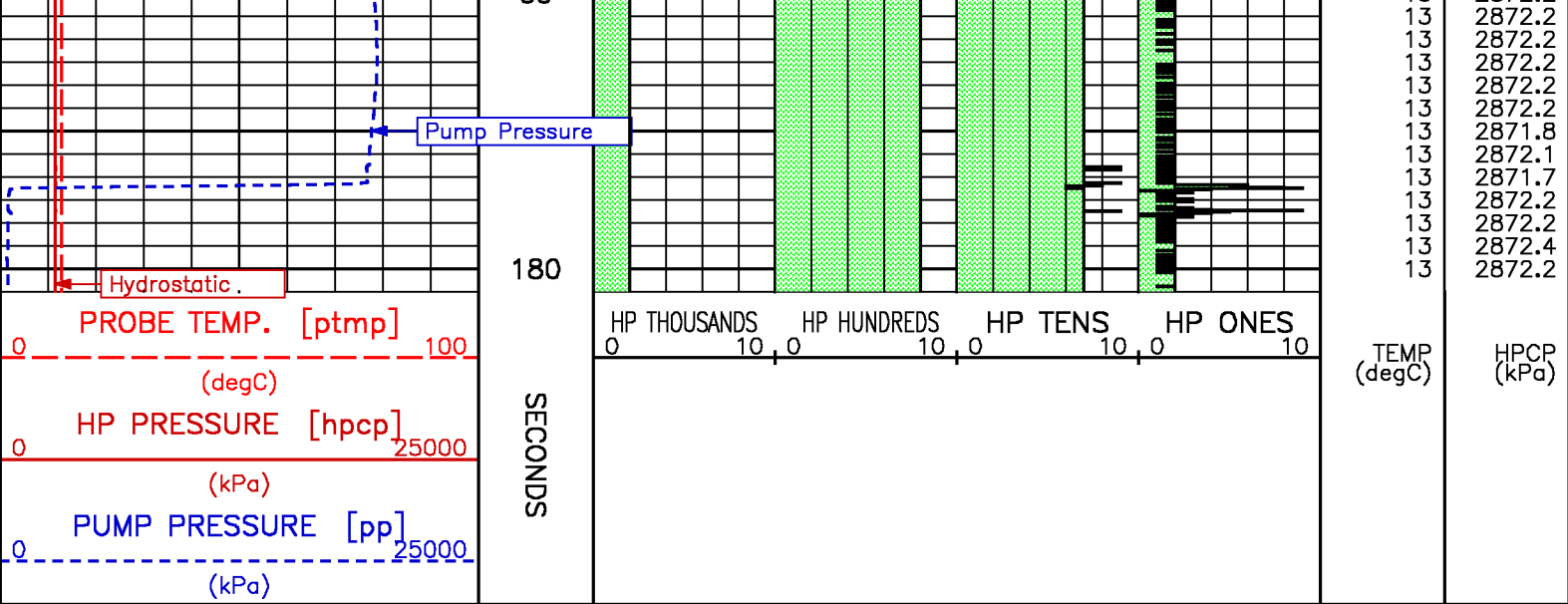
HISTORY PLOT: Elapsed Time vs. Pressure

DD Start, s	0.000	SF Press, kPa	0.000	Flow Rate, cm3/s	0.000e+00
DD End, s	0.000	FF Press, kPa	0.000	Chamber Vol, cm3	20.000
BU Start, s	0.000	Kdd Perm, mD	0.000e+00	Fill Rate, min/L	0.000e+00
BU End, s	0.000	kdd/u, mD/cP	0.000e+00	Time Est.UT, s	0.000e+00



Data File : m001c27.aff
Presentation: fmthp4-hp.log





**PRESSURE TEST – Measured Depth 257.2 m
 TVD Depth 257.2 m**

Meta File: pta-m001c28.qp1.meta

PRETEST: QG

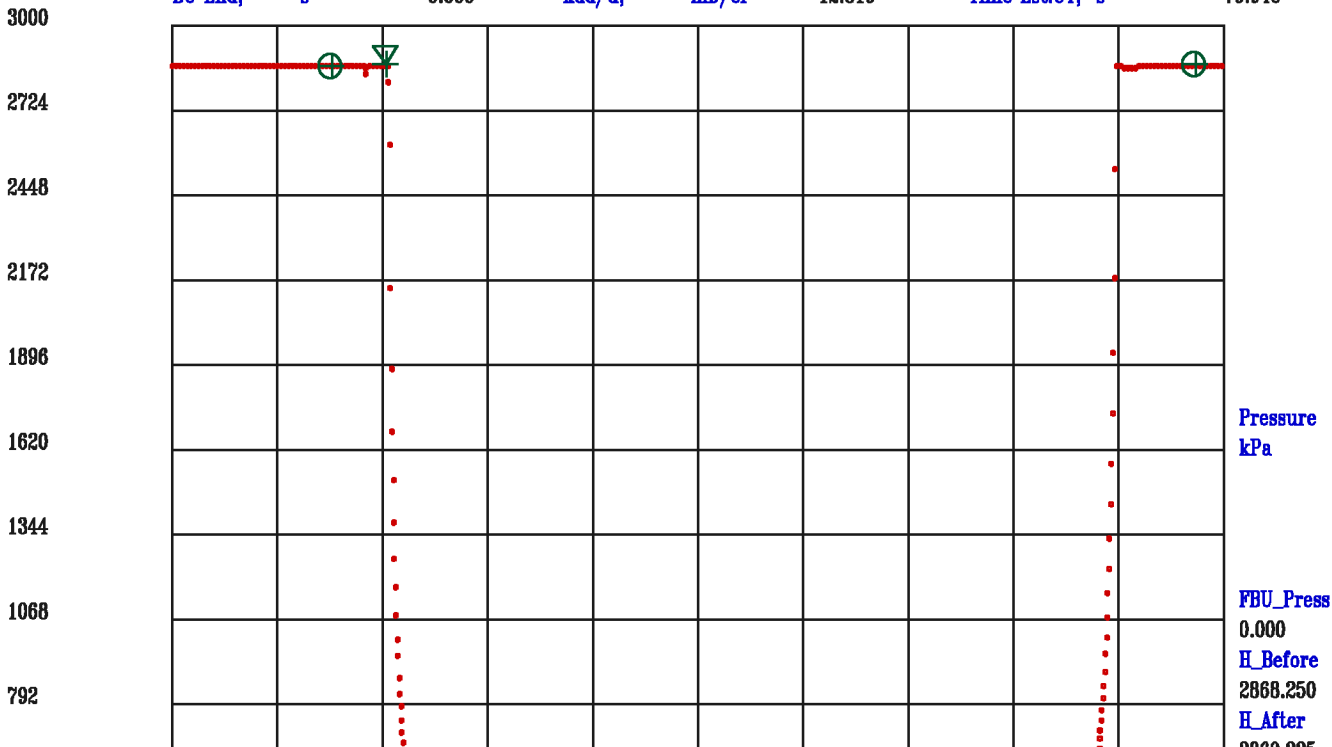
Measured Depth, m 257.2

TVD Depth, m 257.2

pta-m001c28.qp1.meta

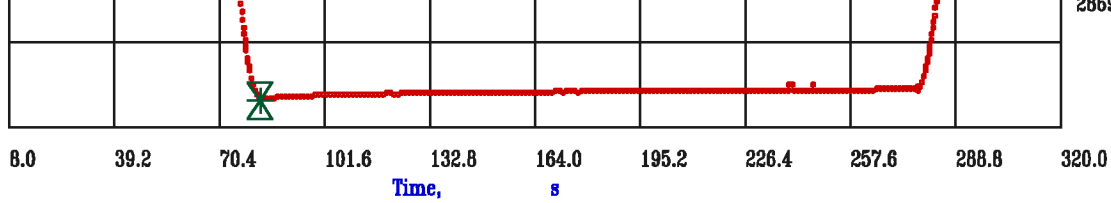
HISTORY PLOT: Elapsed Time vs. Pressure

DD Start, s	71.960	SF Press, kPa	2868.572	Flow Rate, cm ³ /s	1.850
DD End, s	82.771	FF Press, kPa	323.488	Chamber Vol, cm ³	20.000
BU Start, s	82.771	Kdd Perm, mD	12.319	Fill Rate, min/L	7.995
BU End, s	0.000	kdd/u, mD/cP	12.319	Time Est. UT, s	79.948



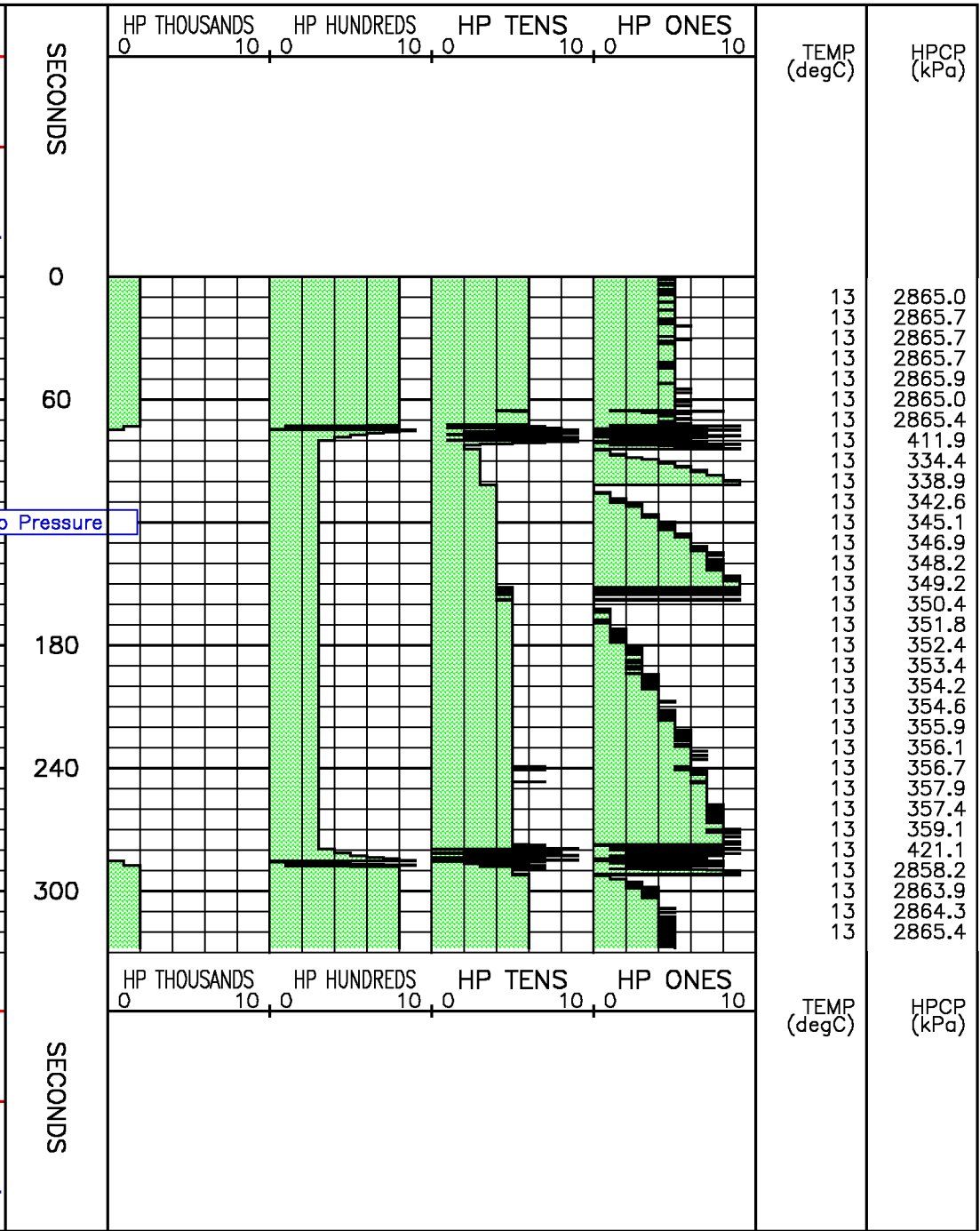
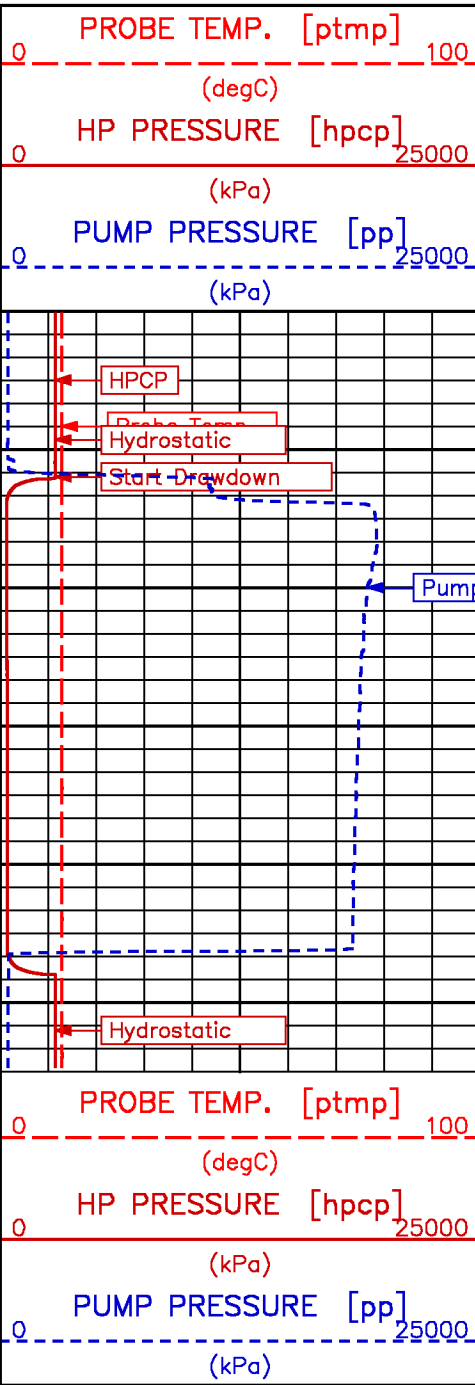
516

240



2889.223

Data File : m001c28.aff
 Presentation: fmthp4-hp.log



**PRESSURE TEST - Measured Depth 256.5 m
 TVD Depth 256.5 m**

PRETEST: QG

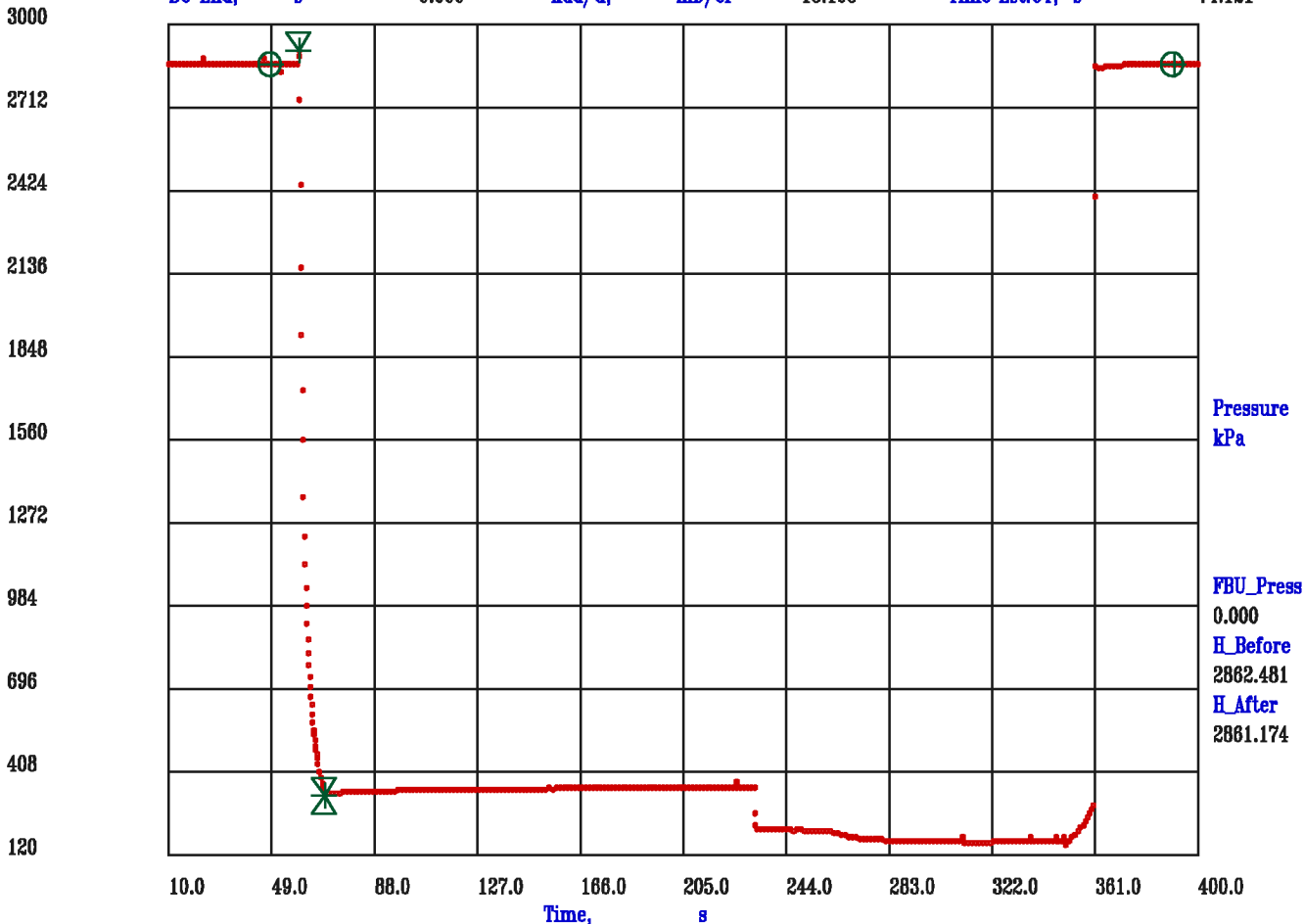
Measured Depth, m 256.5

TVD Depth, m 256.5

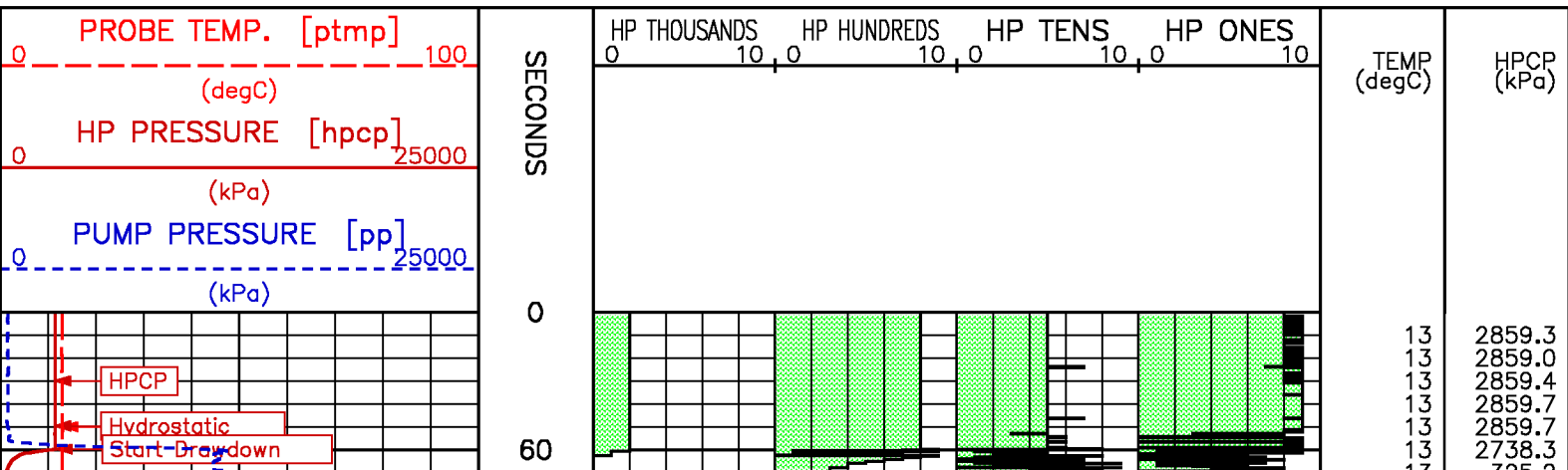
pta-m001c29.qp1.meta

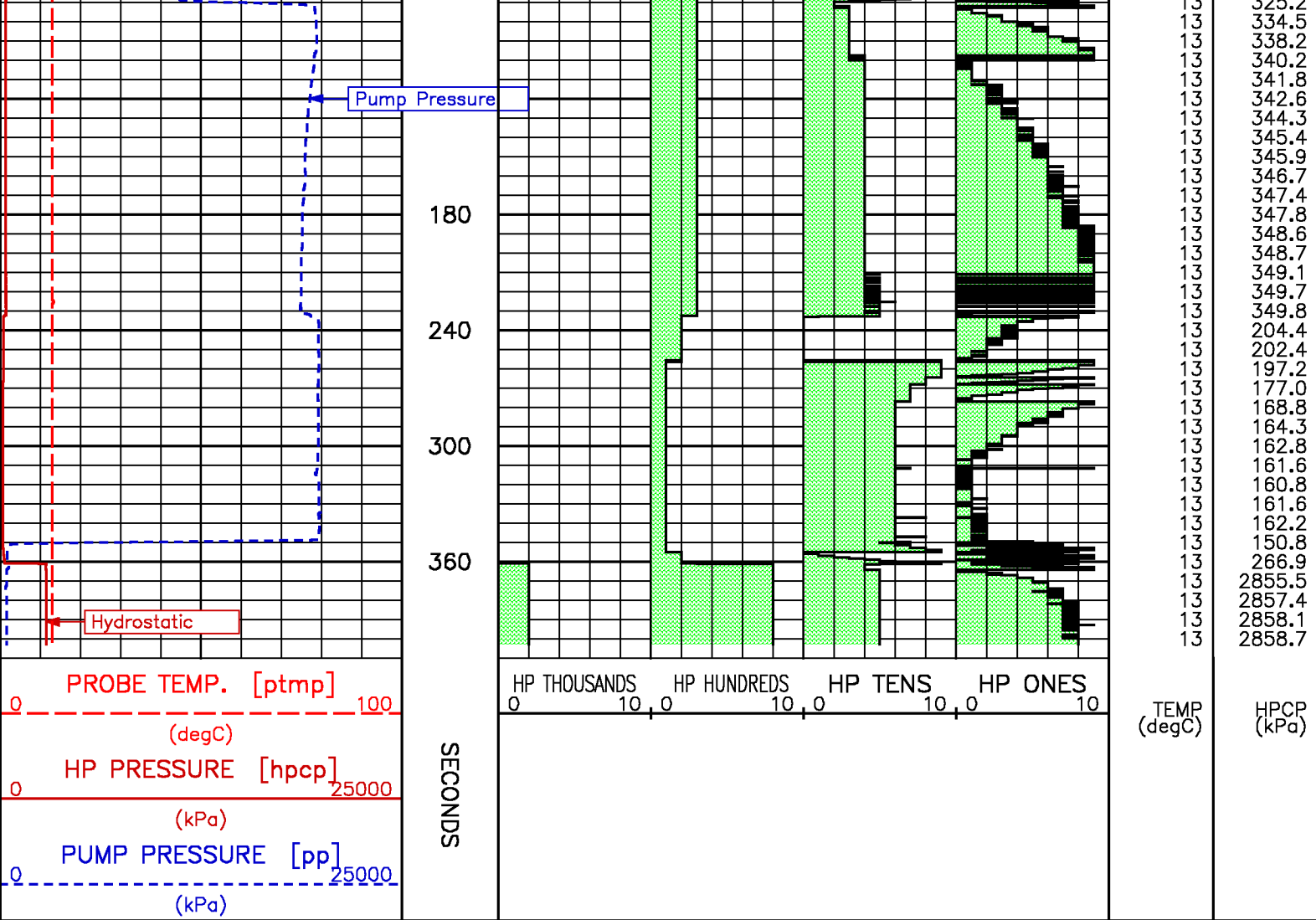
HISTORY PLOT: Elapsed Time vs. Pressure

DD Start,	s	59.710	SF Press,	kPa	2908.992	Flow Rate,	cm3/s	2.000
DD End,	s	69.711	FF Press,	kPa	322.326	Chamber Vol,	cm3	20.000
BU Start,	s	69.711	Kdd Perm,	mD	13.103	Fill Rate,	min/L	7.412
BU End,	s	0.000	kdd/u,	mD/cP	13.103	Time Est.UT,	s	74.121



Data File : m001c29.aff
Presentation: fmthp4-hp.log





**PRESSURE TEST – Measured Depth 256.4 m
TVD Depth 256.4 m**

Meta File: pta-m001c30.qp1.meta

PRETEST: QG

Measured Depth, m 256.4

TVD Depth, m 256.4

pta-m001c30.qp1.meta

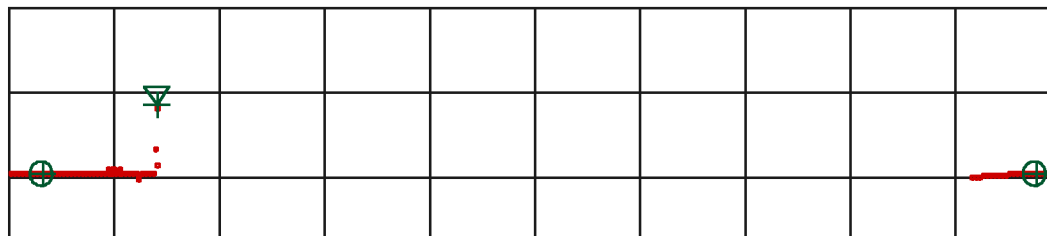
HISTORY PLOT: Elapsed Time vs. Pressure

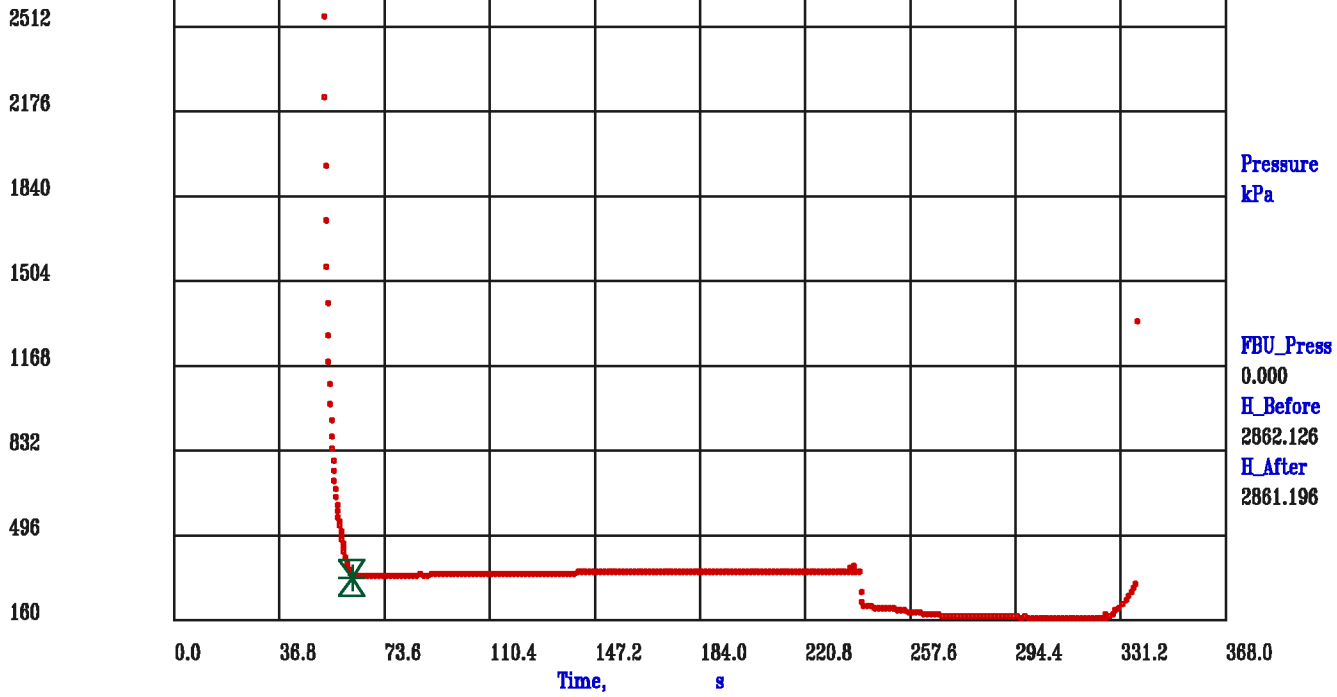
DD Start,	s	52.298	SF Press,	kPa	3129.192	Flow Rate,	cm ³ /s	1.969
DD End,	s	62.456	FF Press,	kPa	321.395	Chamber Vol,	cm ³	20.000
BU Start,	s	62.456	Kdd Perm,	mD	11.885	Fill Rate,	min/L	7.596
BU End,	s	0.000	kdd/u,	mD/cP	11.885	Time Est.UT,	s	75.985

3520

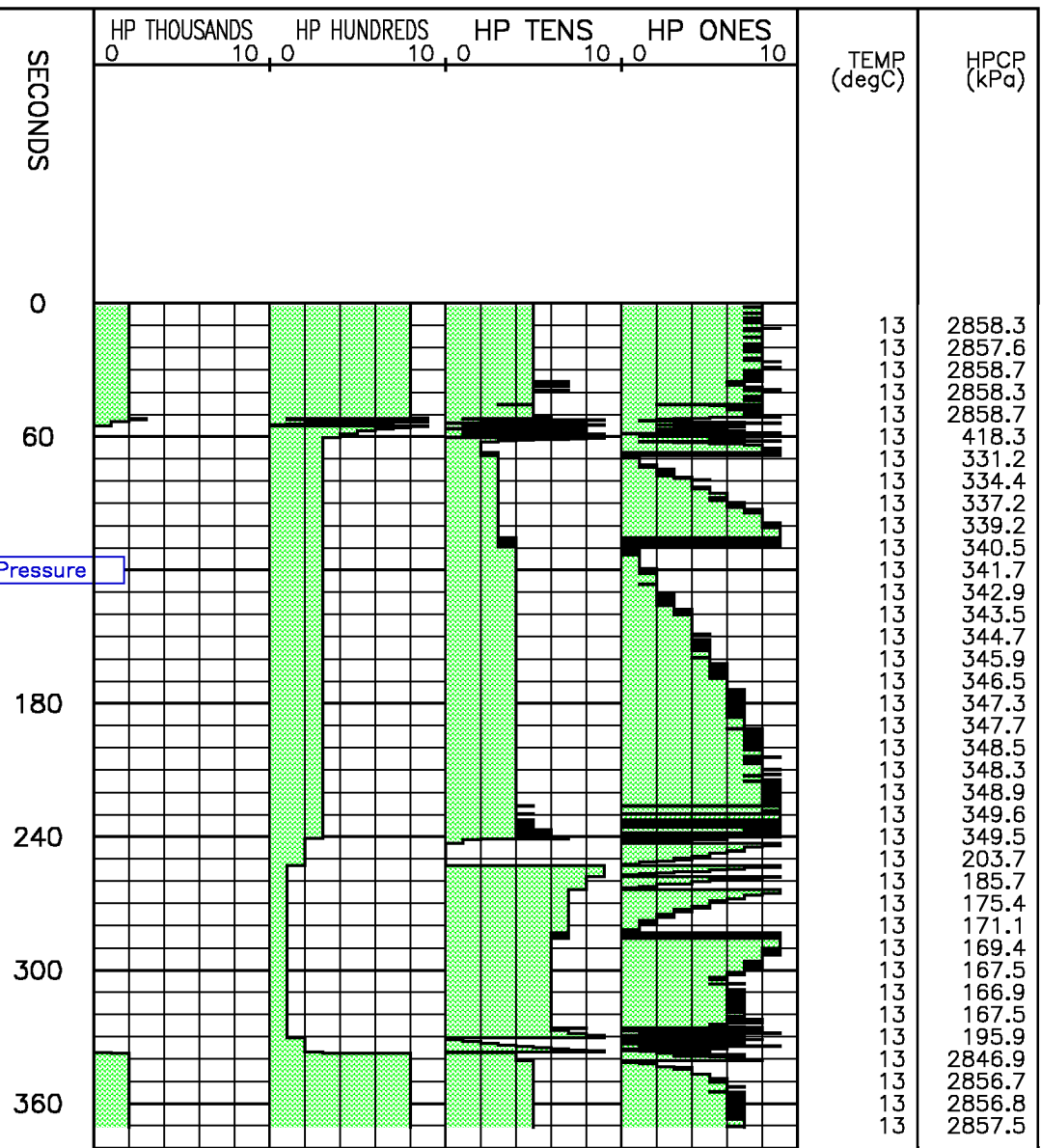
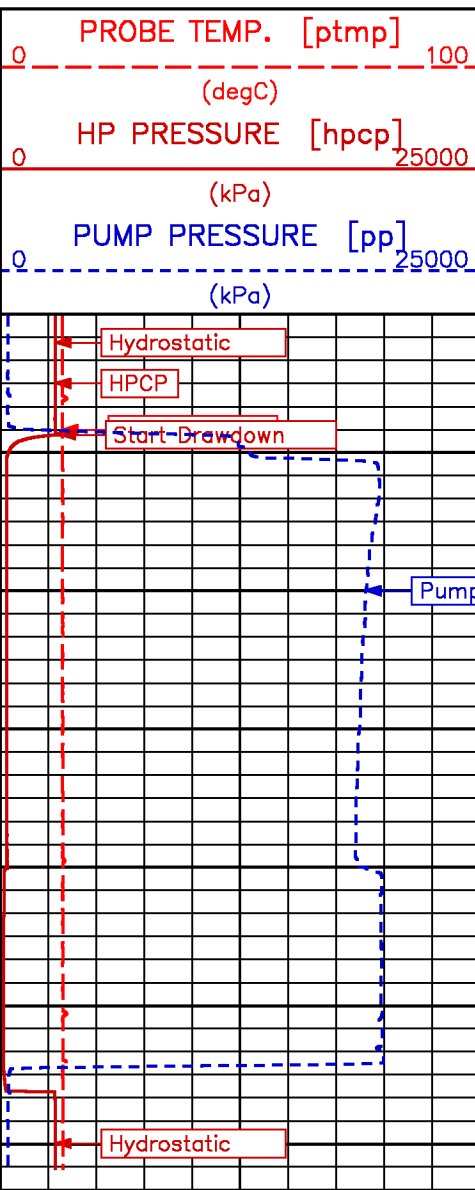
3184

2848





Data File : m001c30.aff
Presentation: fmthp4-hp.log



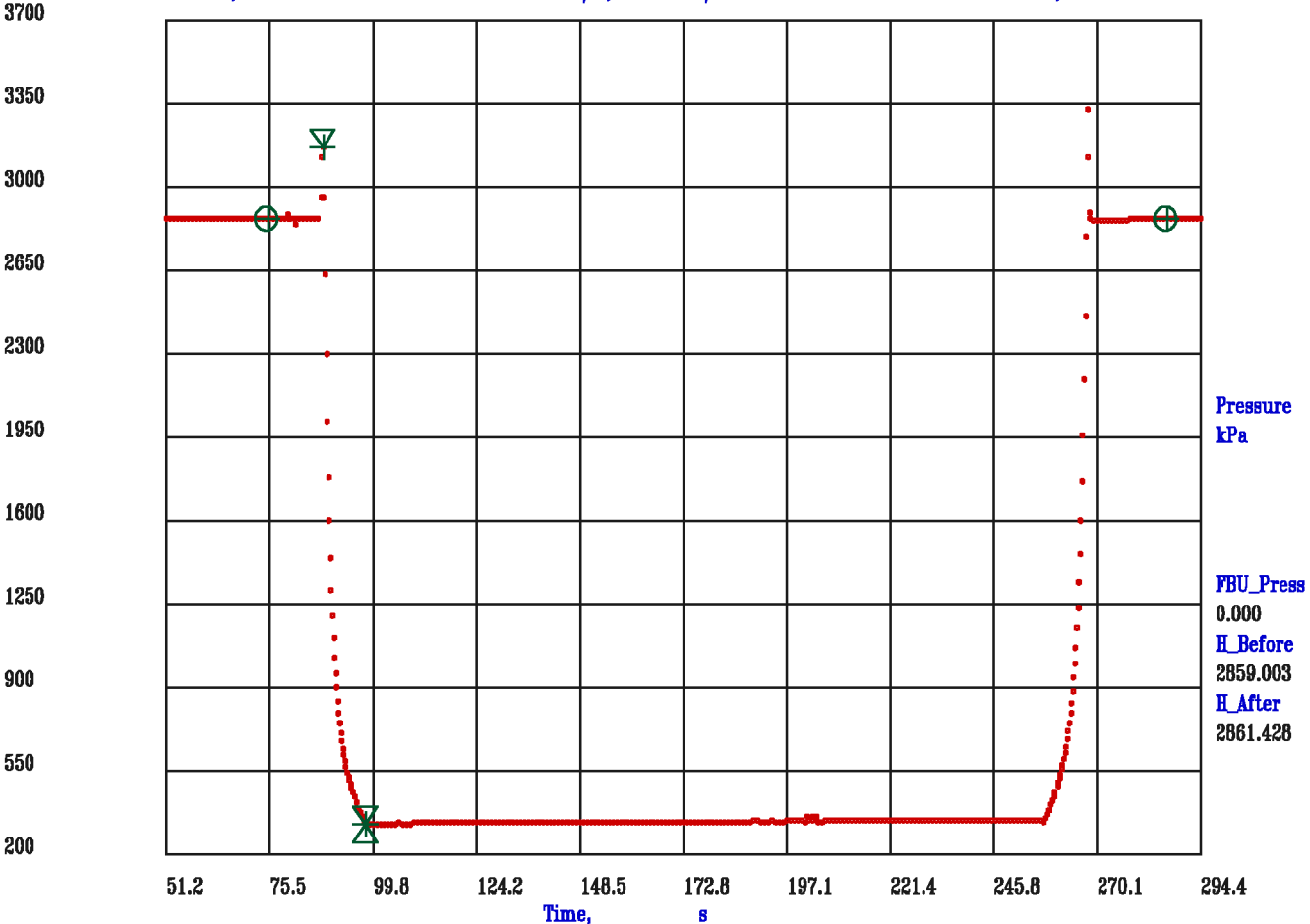
0	PROBE TEMP. [ptmp]	100	HP THOUSANDS	0	HP HUNDREDS	10	HP TENS	0	HP ONES	10	TEMP (degC)	HPCP (kPa)
	(degC)											
0	HP PRESSURE [hpcp]	25000										
	(kPa)											
0	PUMP PRESSURE [pp]	25000										
	(kPa)											
			SECONDS									

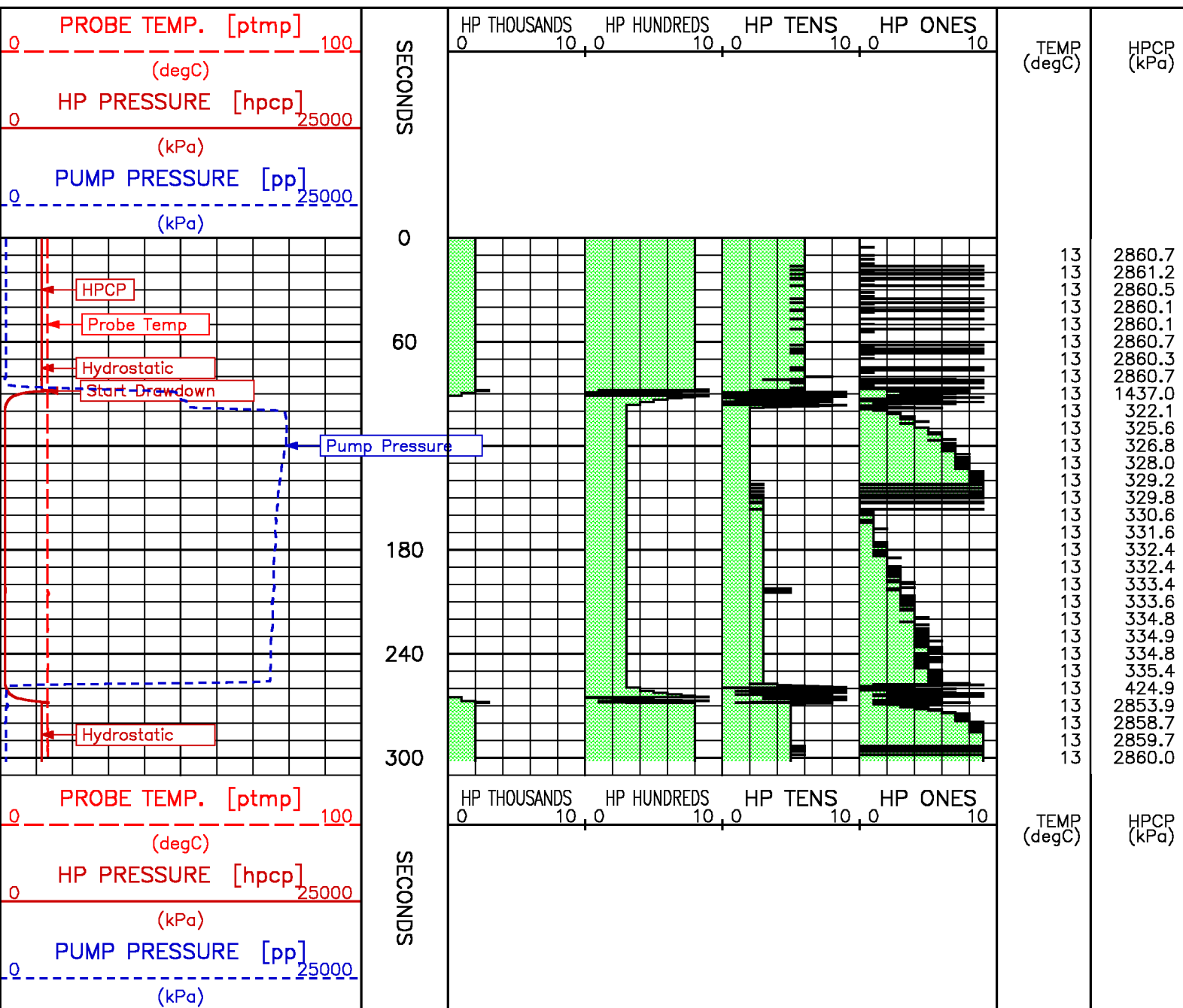
**PRESSURE TEST – Measured Depth 256.6 m
TVD Depth 256.6 m**

Meta File: pta-m001c31.qp1.meta

PRETEST: QG Measured Depth, m 256.6 TVD Depth, m 256.6 pta-m001c31.qp1.meta
HISTORY PLOT: Elapsed Time vs. Pressure

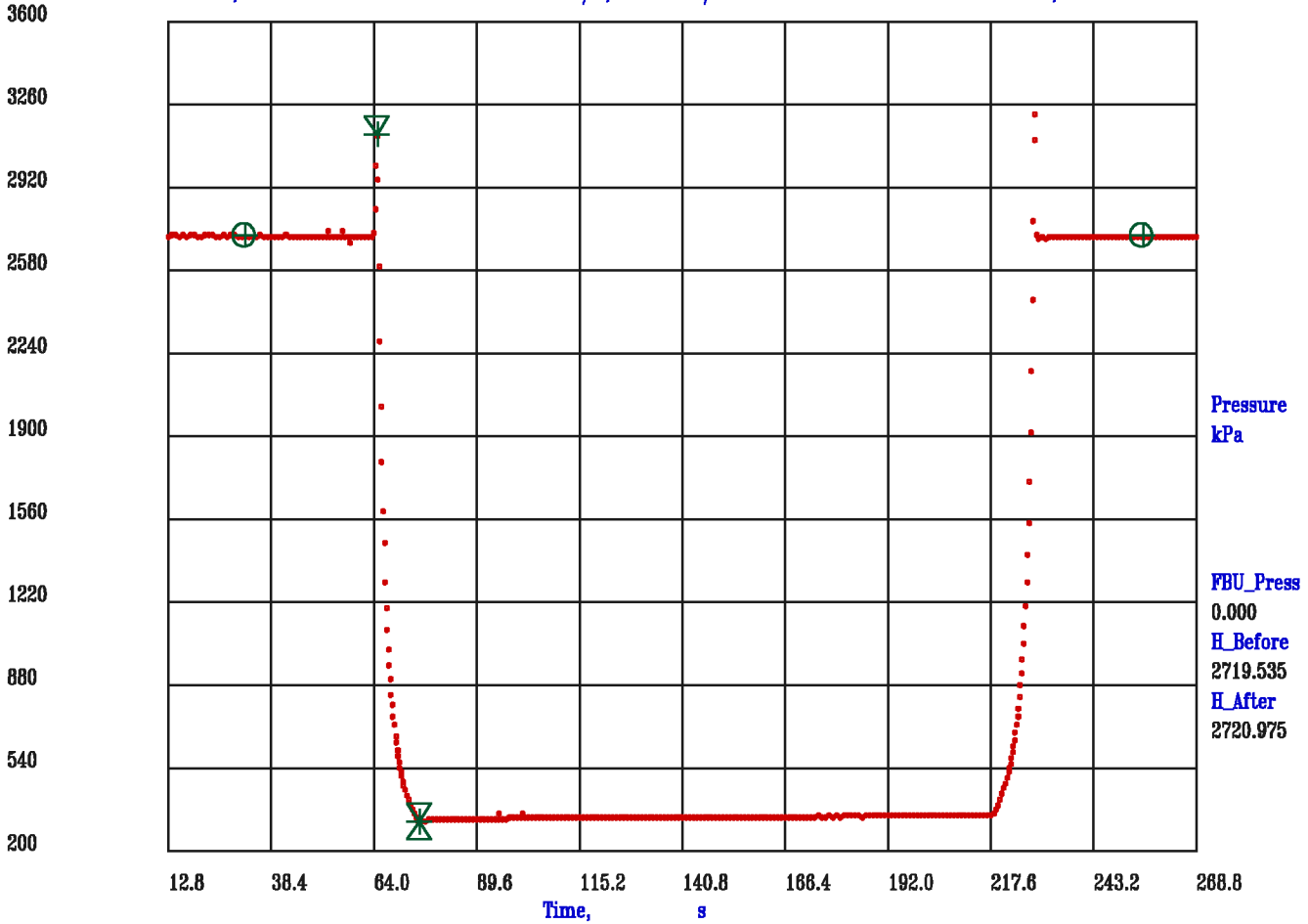
DD Start,	s	88.244	SF Press,	kPa	3162.724	Flow Rate,	cm3/s	1.955
DD End,	s	98.474	FF Press,	kPa	321.307	Chamber Vol,	cm3	20.000
BU Start,	s	98.474	Kdd Perm,	mD	11.661	Fill Rate,	min/L	7.660
BU End,	s	0.000	kdd/u,	mD/cP	11.661	Time Est.UT,	s	76.605



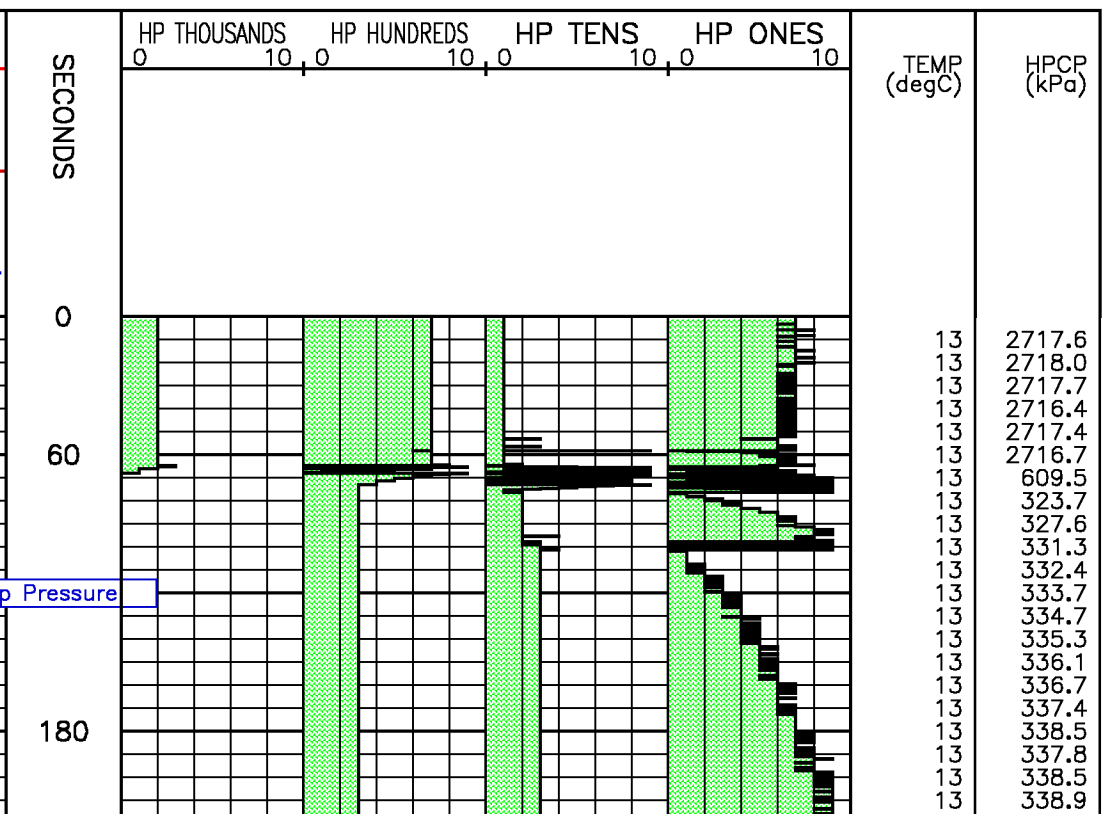
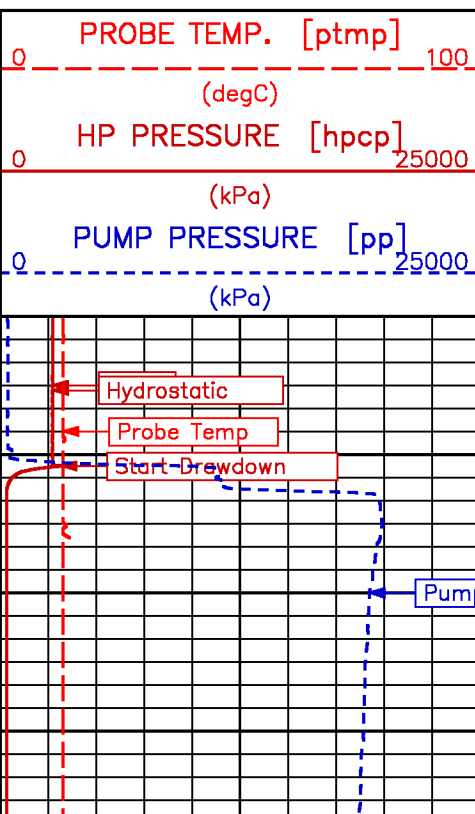


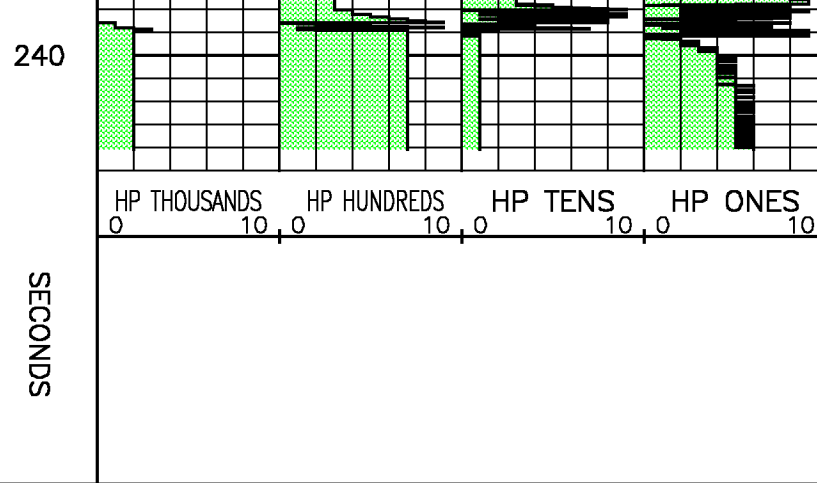
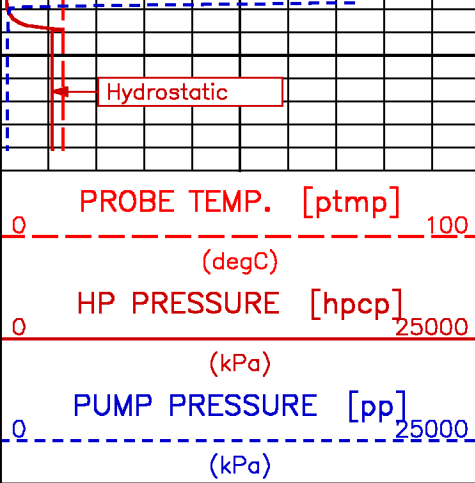
**PRESSURE TEST – Measured Depth 243.2 m
 TVD Depth 243.2 m**

DD Start, s 64.945 SF Press, kPa 3130.898 Flow Rate, cm3/s 1.875
 DD End, s 75.611 FF Press, kPa 318.837 Chamber Vol, cm3 20.000
 BU Start, s 75.611 Kdd Perm, mD 11.302 Fill Rate, min/L 7.985
 BU End, s 0.000 kdd/u, mD/cP 11.302 Time Est.UT, s 79.849



Data File : m001c32.aff
 Presentation: fmthp4-hp.log





13	392.5
13	2707.7
13	2714.9
13	2715.2
13	2715.8
13	2715.8
13	2716.1

TEMP (degC) HPCP (kPa)

**PRESSURE TEST – Measured Depth 243.1 m
TVD Depth 243.1 m**

Meta File: pta-m001c33.qp1.meta

PRETEST: QG

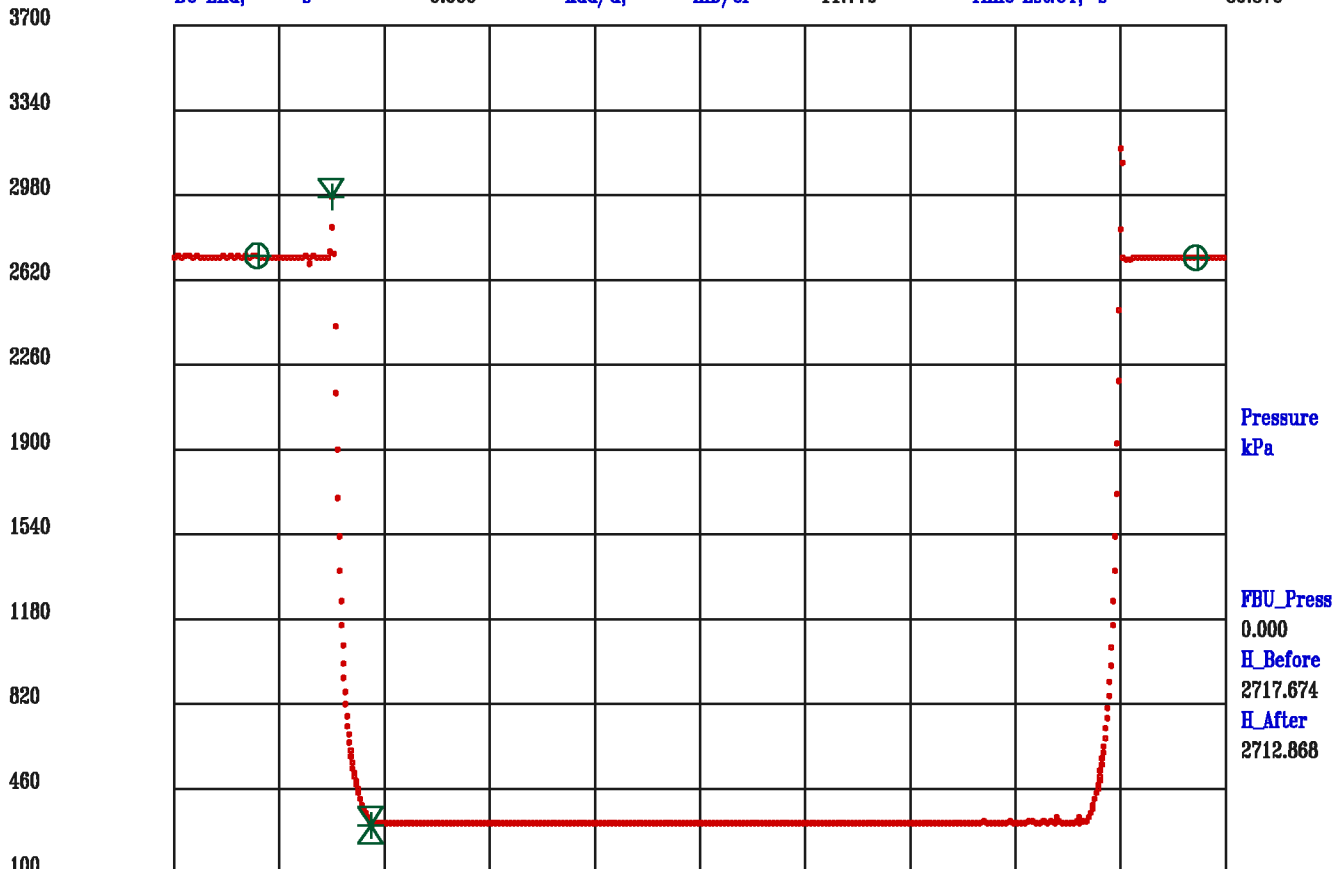
Measured Depth, m 243.1

TVD Depth, m 243.1

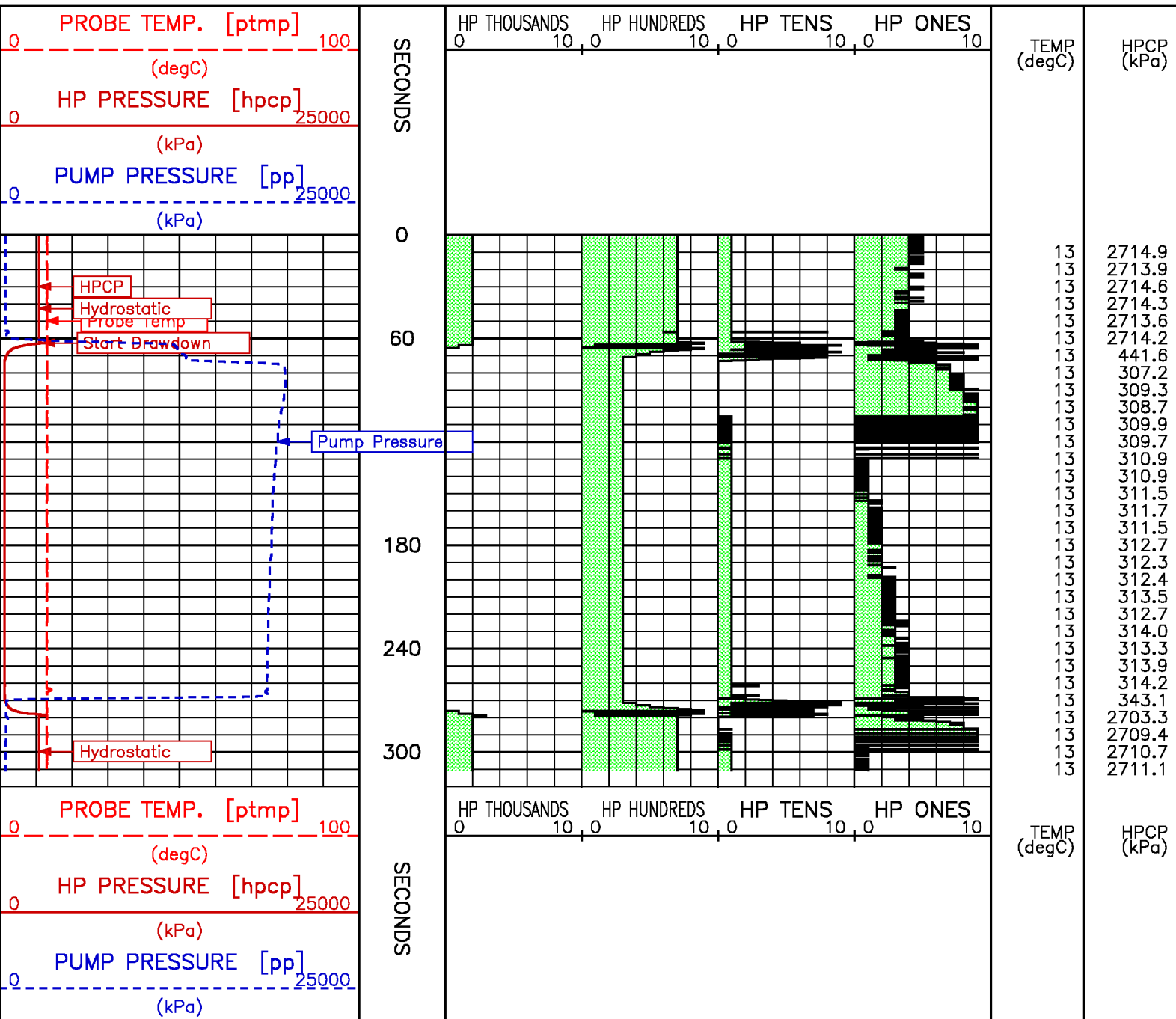
pta-m001c33.qp1.meta

HISTORY PLOT: Elapsed Time vs. Pressure

DD Start, s	62.767	SF Press, kPa	2968.062	Flow Rate, cm ³ /s	1.849
DD End, s	73.584	FF Press, kPa	305.471	Chamber Vol, cm ³	20.000
BU Start, s	73.584	Kdd Perm, mD	11.770	Fill Rate, min/L	8.088
BU End, s	0.000	kdd/u, mD/cP	11.770	Time Est.UT, s	80.876



Data File : m001c33.aff
 Presentation: fmthp4-hp.log



**PRESSURE TEST – Measured Depth 243.3 m
 TVD Depth 243.3 m**

PRETEST: QG

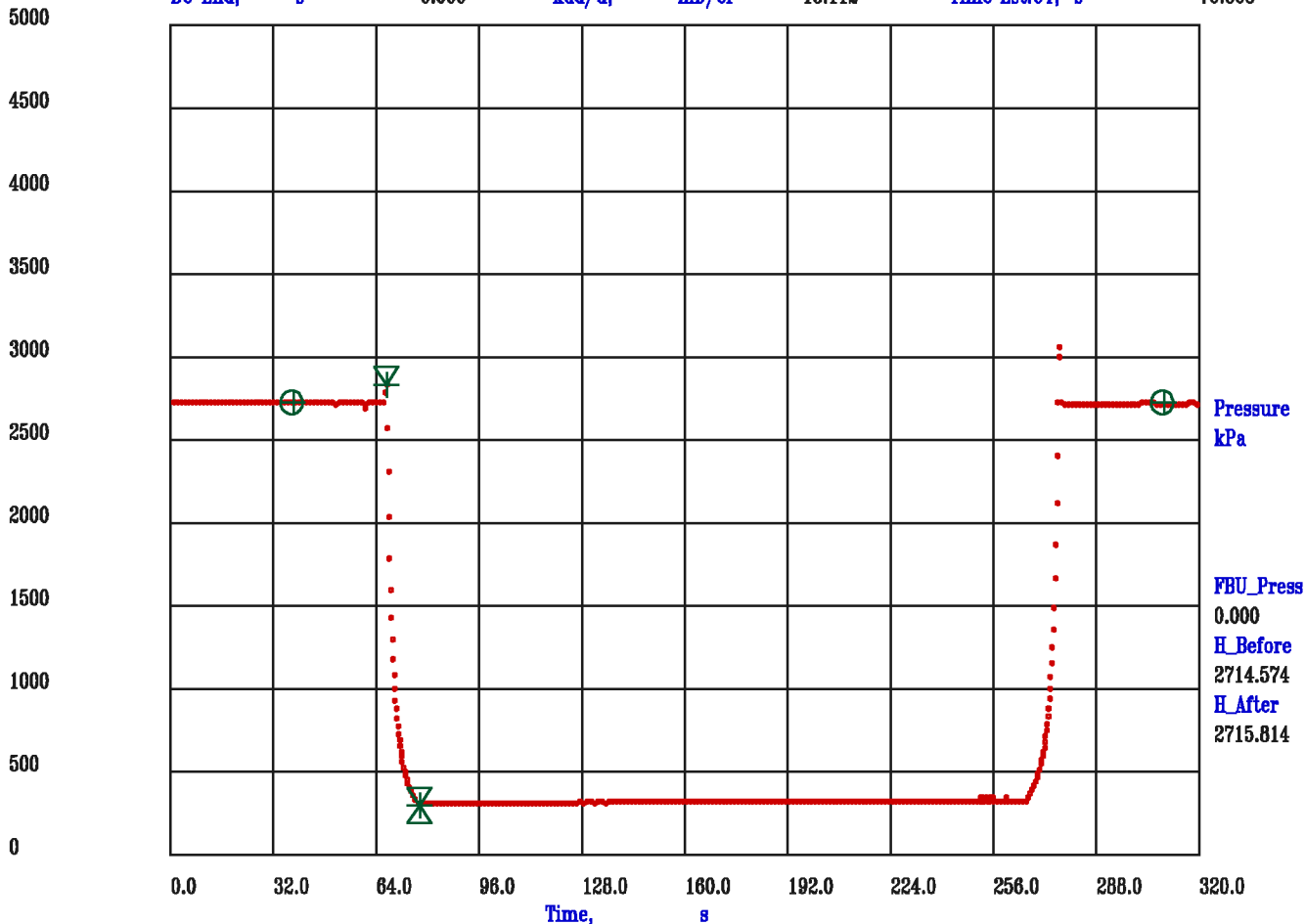
Measured Depth, m 243.3

TVD Depth, m 243.3

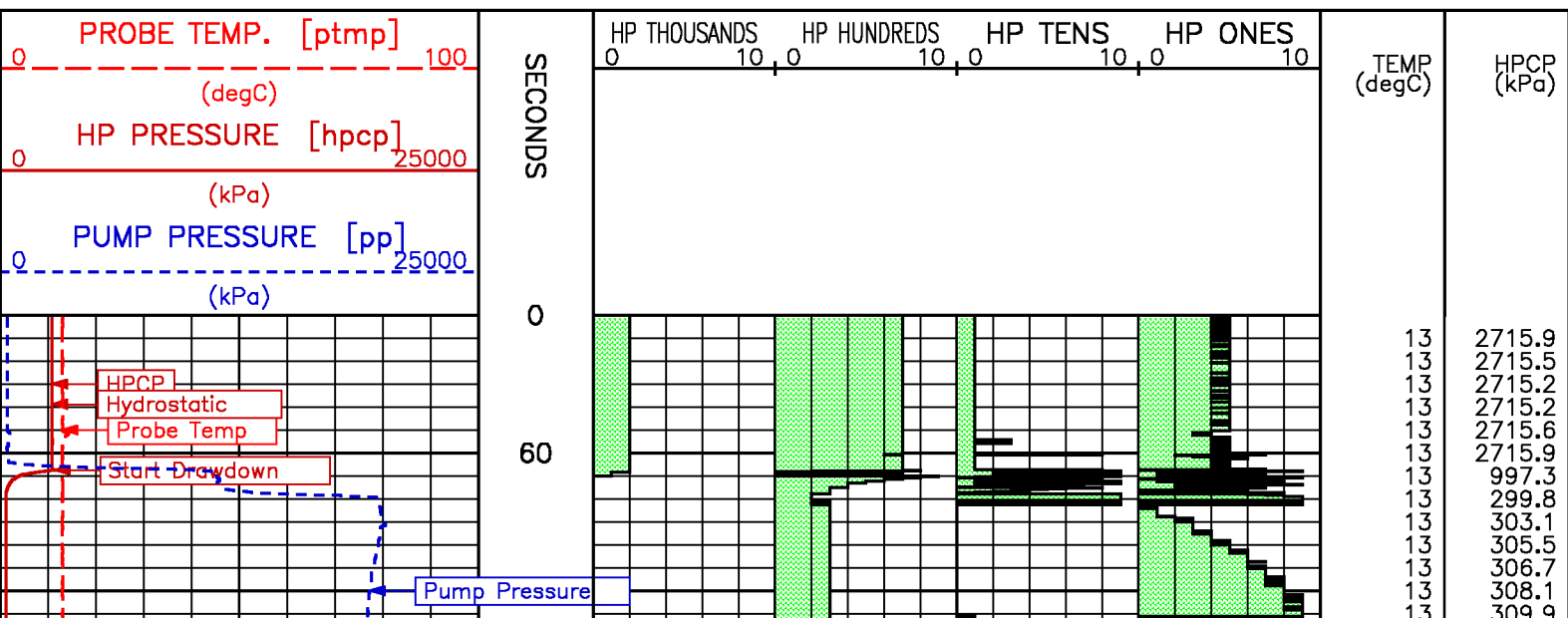
pta-m001c34.qp1.meta

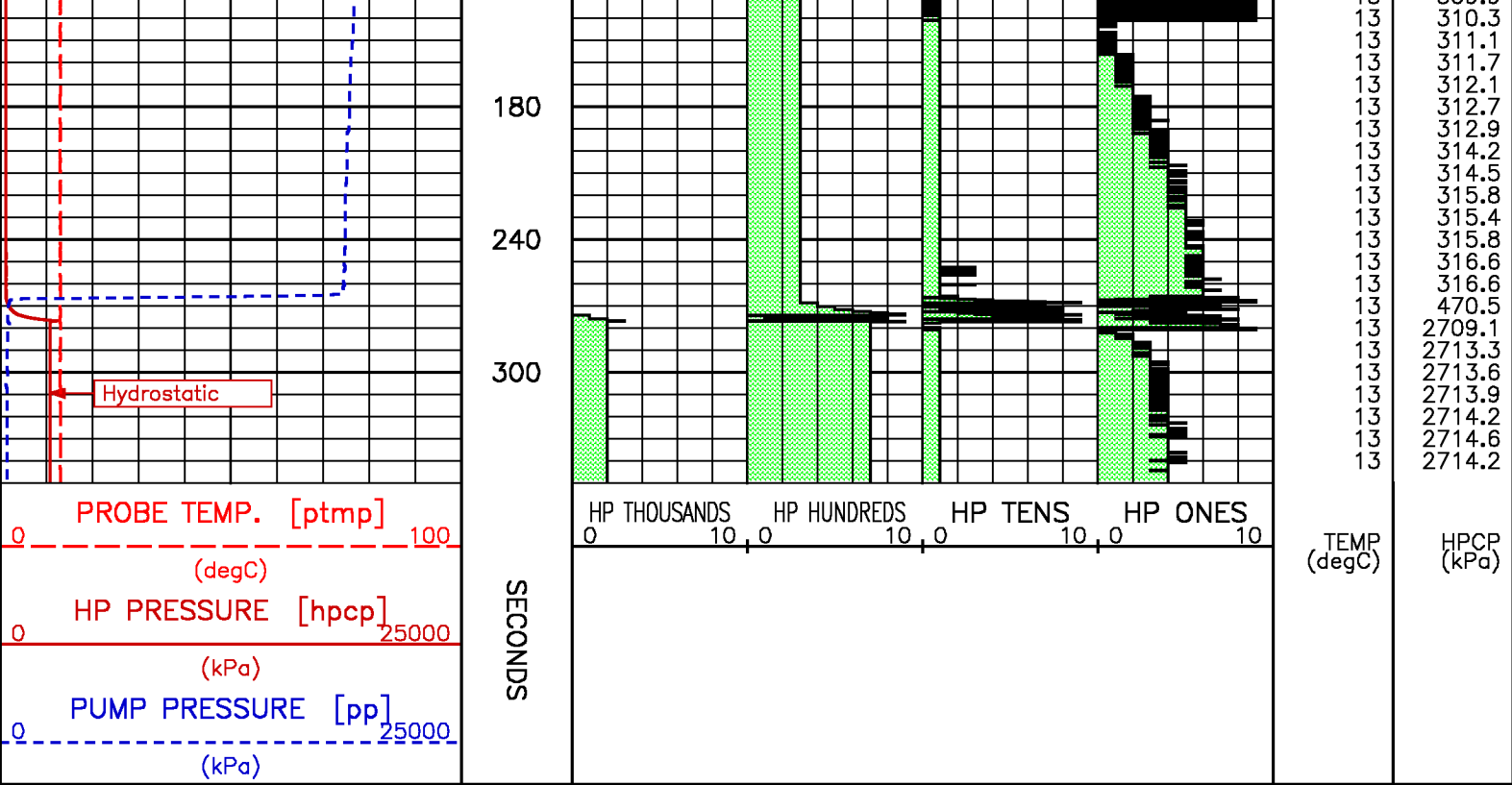
HISTORY PLOT: Elapsed Time vs. Pressure

DD Start,	s	67.500	SF Press,	kPa	2821.517	Flow Rate,	cm ³ /s	1.954
DD End,	s	77.735	FF Press,	kPa	295.449	Chamber Vol,	cm ³	20.000
BU Start,	s	77.735	Kdd Perm,	mD	13.112	Fill Rate,	min/L	7.637
BU End,	s	0.000	kdd/u,	mD/cP	13.112	Time Est.UT,	s	76.368



Data File : m001c34.aff
Presentation: fmthp4-hp.log





**PRESSURE TEST – Measured Depth 229.0 m
TVD Depth 229.0 m**

Meta File: pta-m001c35.qp1.meta

PRETEST: QG

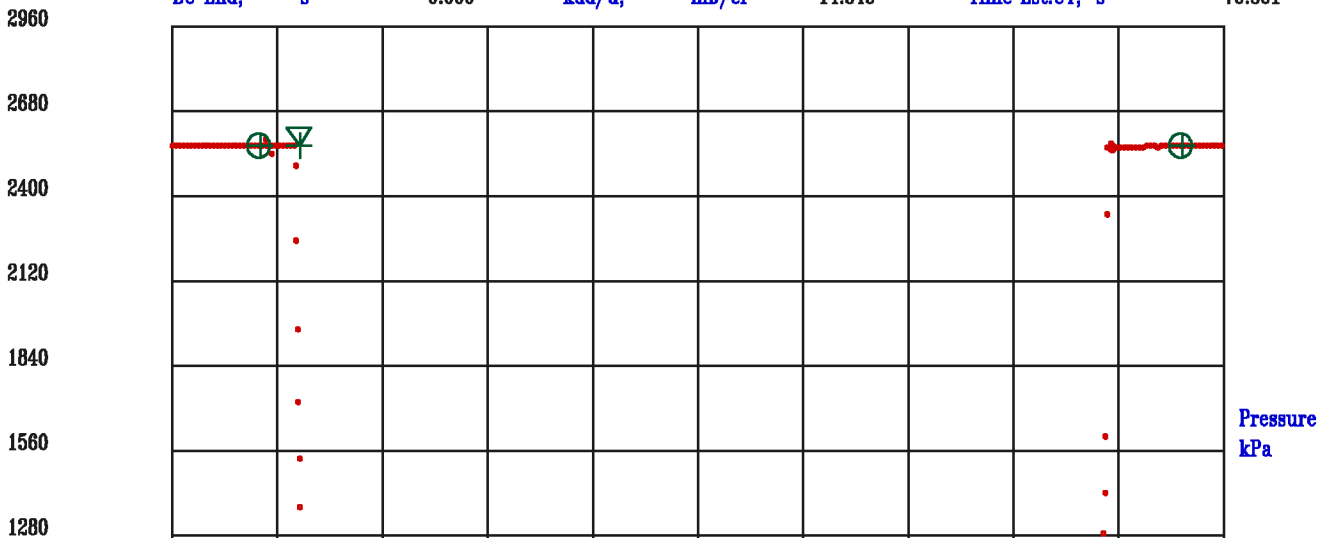
Measured Depth, m 229.0

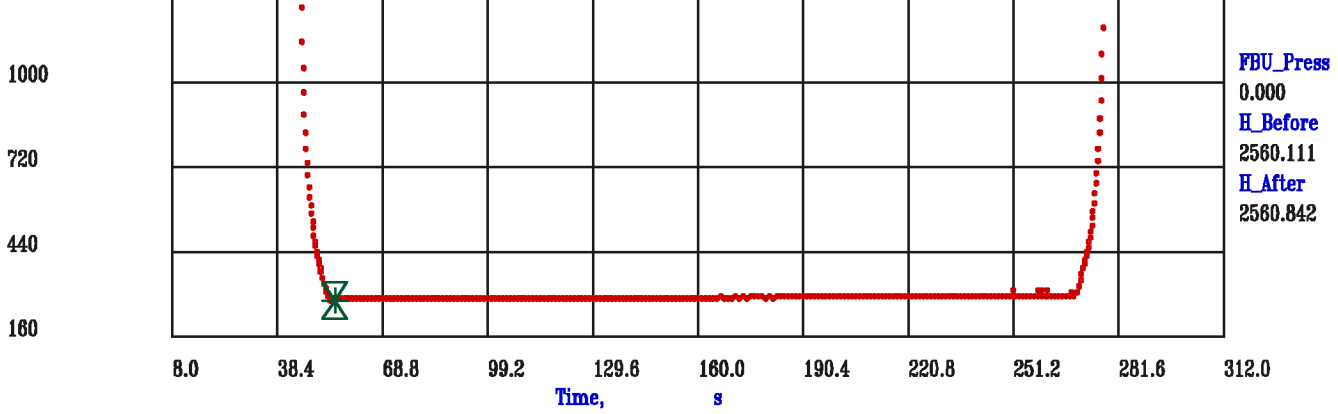
TVD Depth, m 229.0

pta-m001c35.qp1.meta

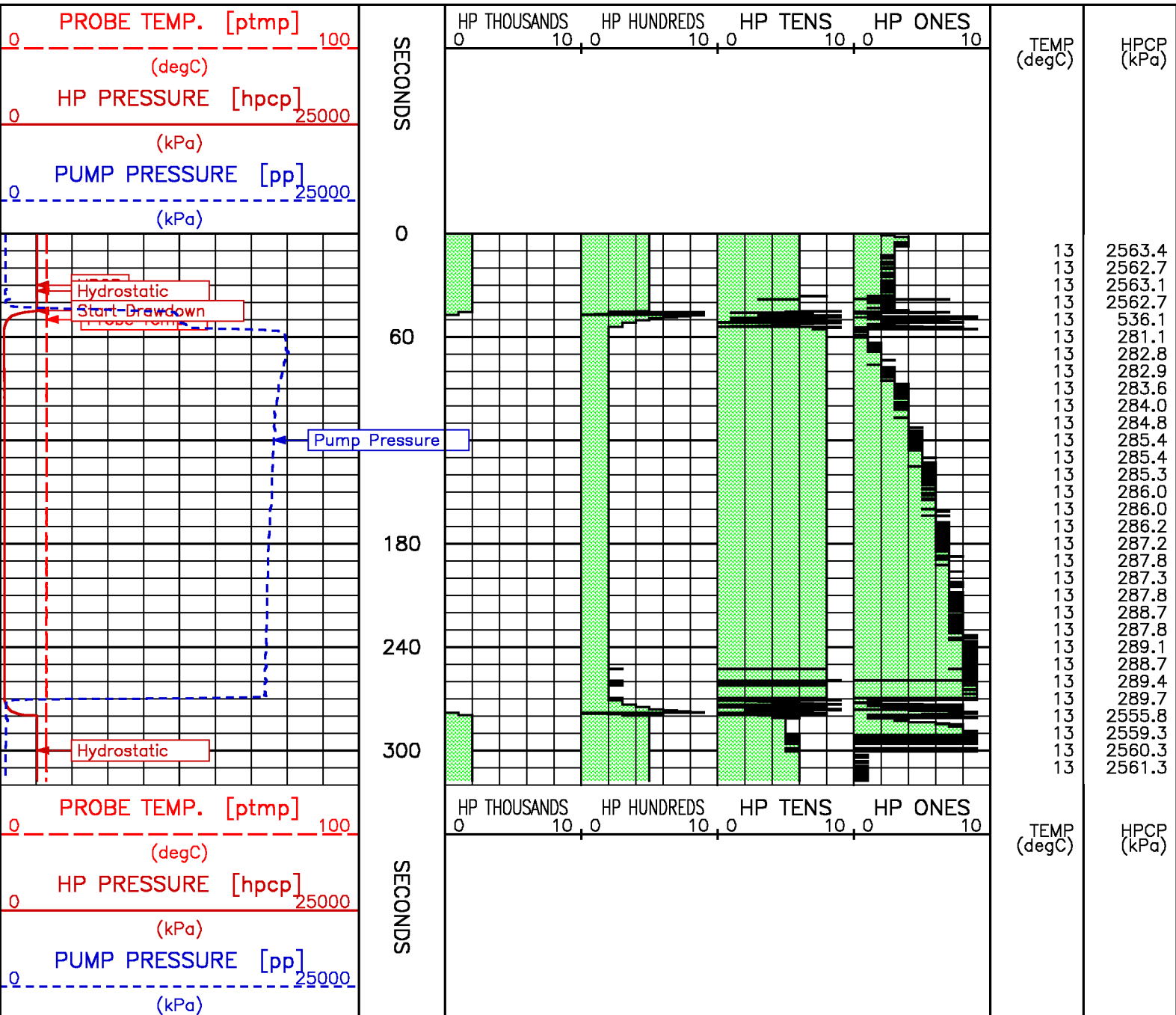
HISTORY PLOT: Elapsed Time vs. Pressure

DD Start,	s	44.946	SF Press,	kPa	2562.326	Flow Rate,	cm ³ /s	1.933
DD End,	s	55.294	FF Press,	kPa	278.937	Chamber Vol,	cm ³	20.000
BU Start,	s	55.294	Kdd Perm,	mD	14.345	Fill Rate,	min/L	7.686
BU End,	s	0.000	kdd/u,	mD/cP	14.345	Time Est.UT,	s	76.881





Data File : m001c35.aff
 Presentation: fmthp4-hp.log



PRESSURE TEST – Measured Depth 229.1 m TVD Depth 229.1 m

Meta File: pta-m001c36.qp1.meta

PRETEST: QG

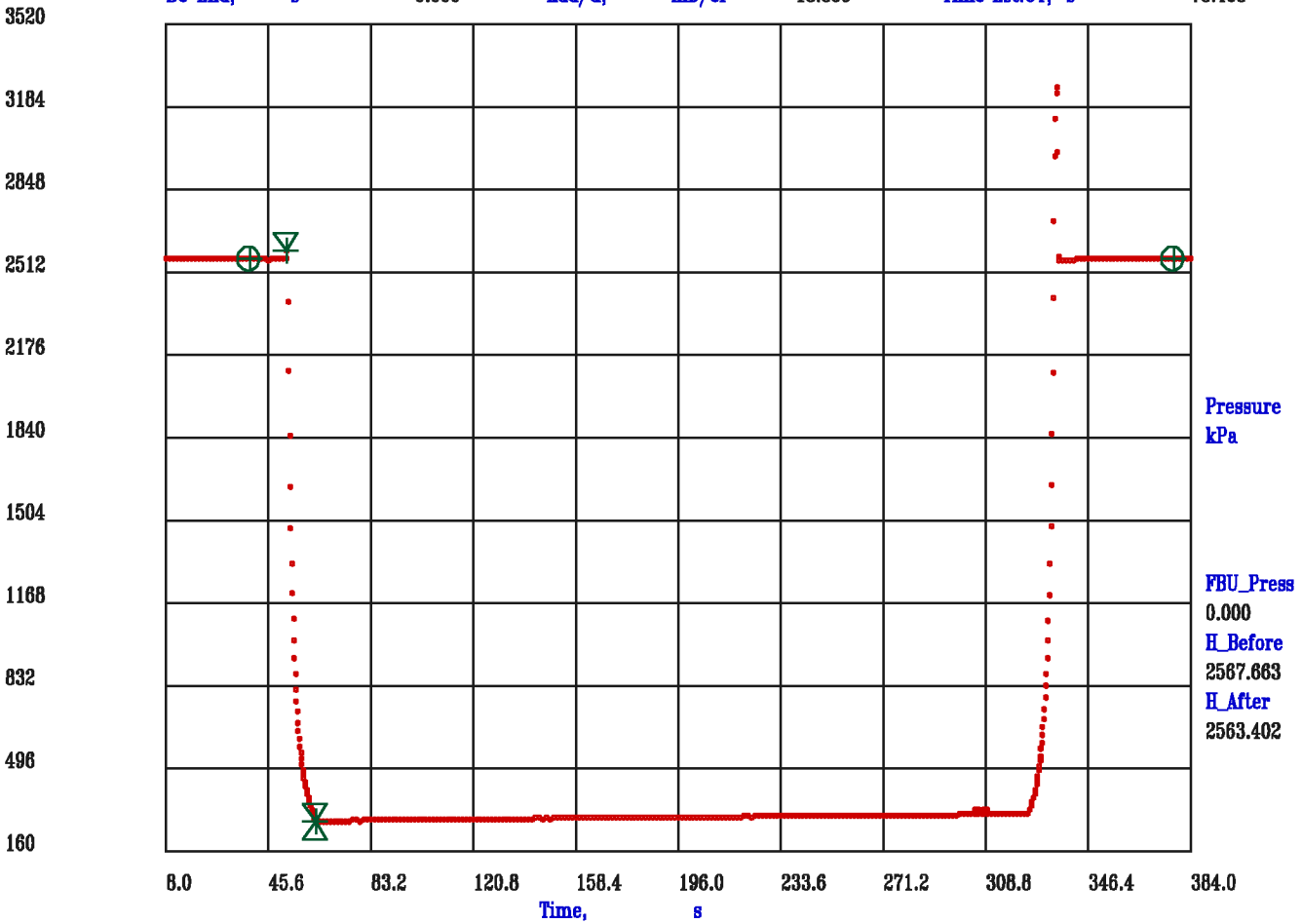
Measured Depth, m 229.1

TVD Depth, m 229.1

pta-m001c36.qp1.meta

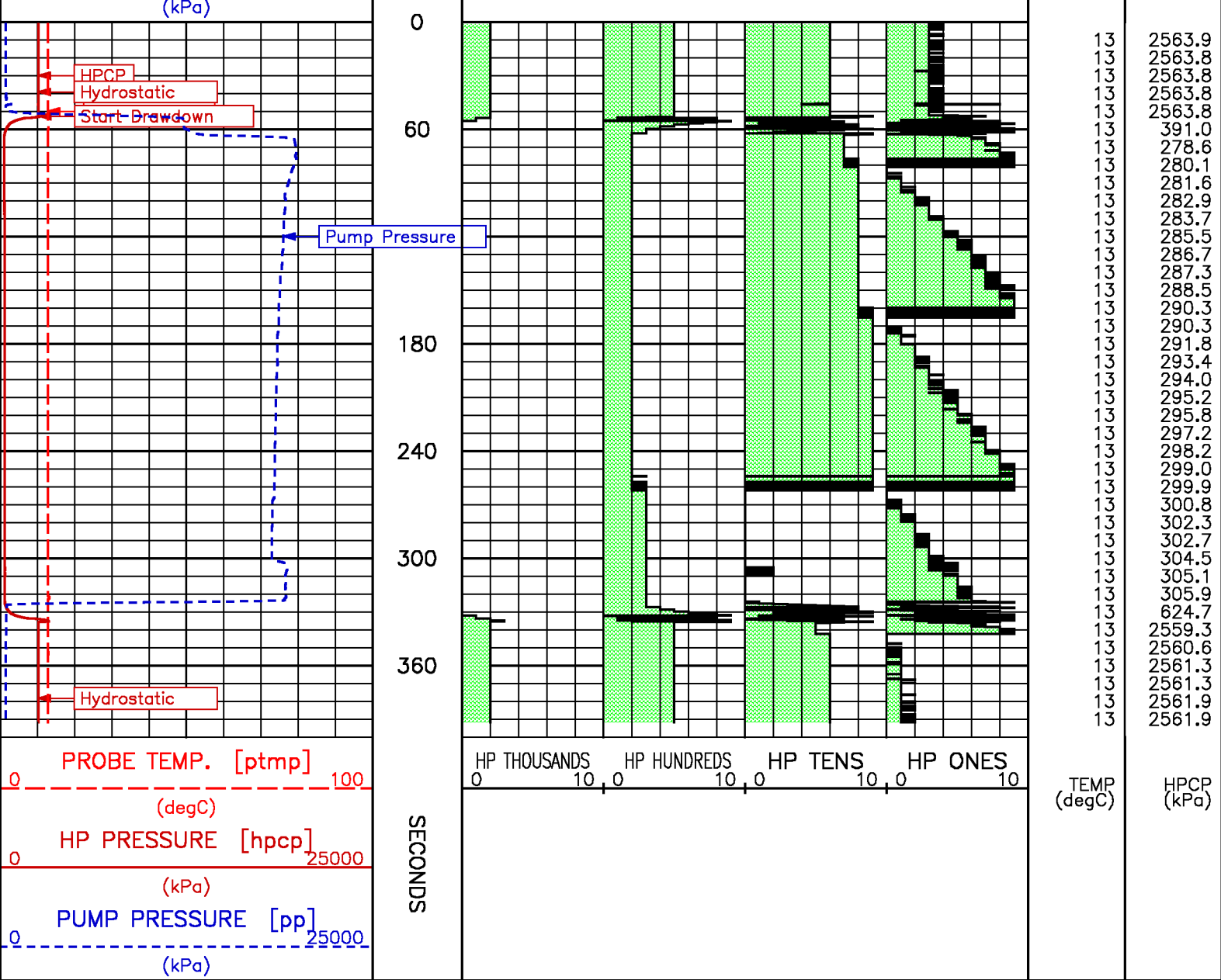
HISTORY PLOT: Elapsed Time vs. Pressure

DD Start, s	52.734	SF Press, kPa	2598.140	Flow Rate, cm ³ /s	1.901
DD End, s	63.257	FF Press, kPa	273.887	Chamber Vol, cm ³	20.000
BU Start, s	63.257	Kdd Perm, mD	13.859	Fill Rate, min/L	7.848
BU End, s	0.000	kdd/u, mD/cP	13.859	Time Est.UT, s	78.463



Data File : m001c36.aff
Presentation: fmthp4-hp.log

<p>PROBE TEMP. [ptmp] 0 100 (degC)</p> <p>HP PRESSURE [hpcp] 0 25000 (kPa)</p> <p>PUMP PRESSURE [pp] 0 25000</p>	SECONDS	<p>HP THOUSANDS 0 10 0 HP HUNDREDS 0 10 0 HP TENS 0 10 0 HP ONES 0 10</p>	TEMP (degC)	HPCP (kPa)
--------------------------------------------------------------------------------------------------------------------------	---------	---------------------------------------------------------------------------	-------------	------------



**PRESSURE TEST – Measured Depth 228.9 m
TVD Depth 228.9 m**

Meta File: pta-m001c37.qp1.meta

PRETEST: QG

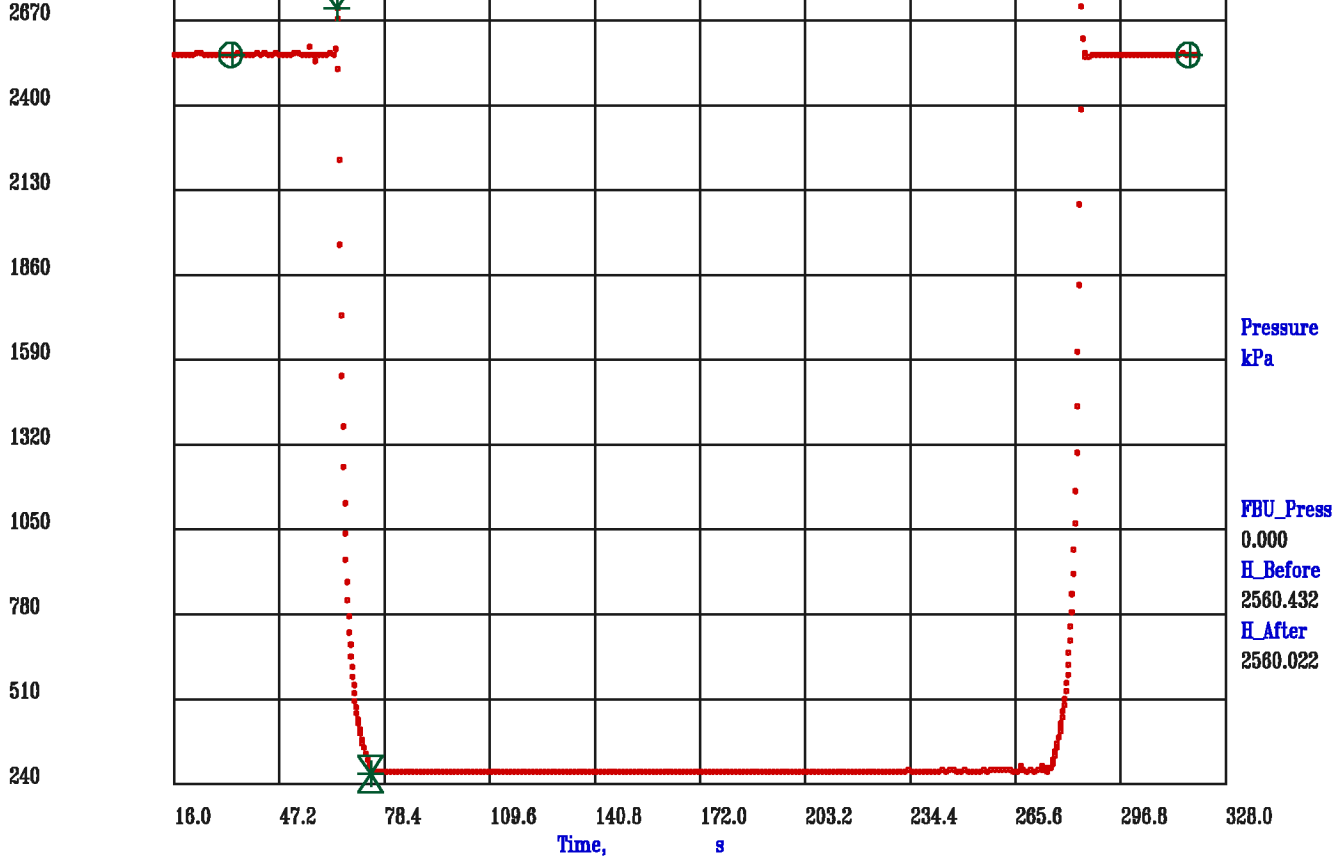
Measured Depth, m 228.9

TVD Depth, m 228.9

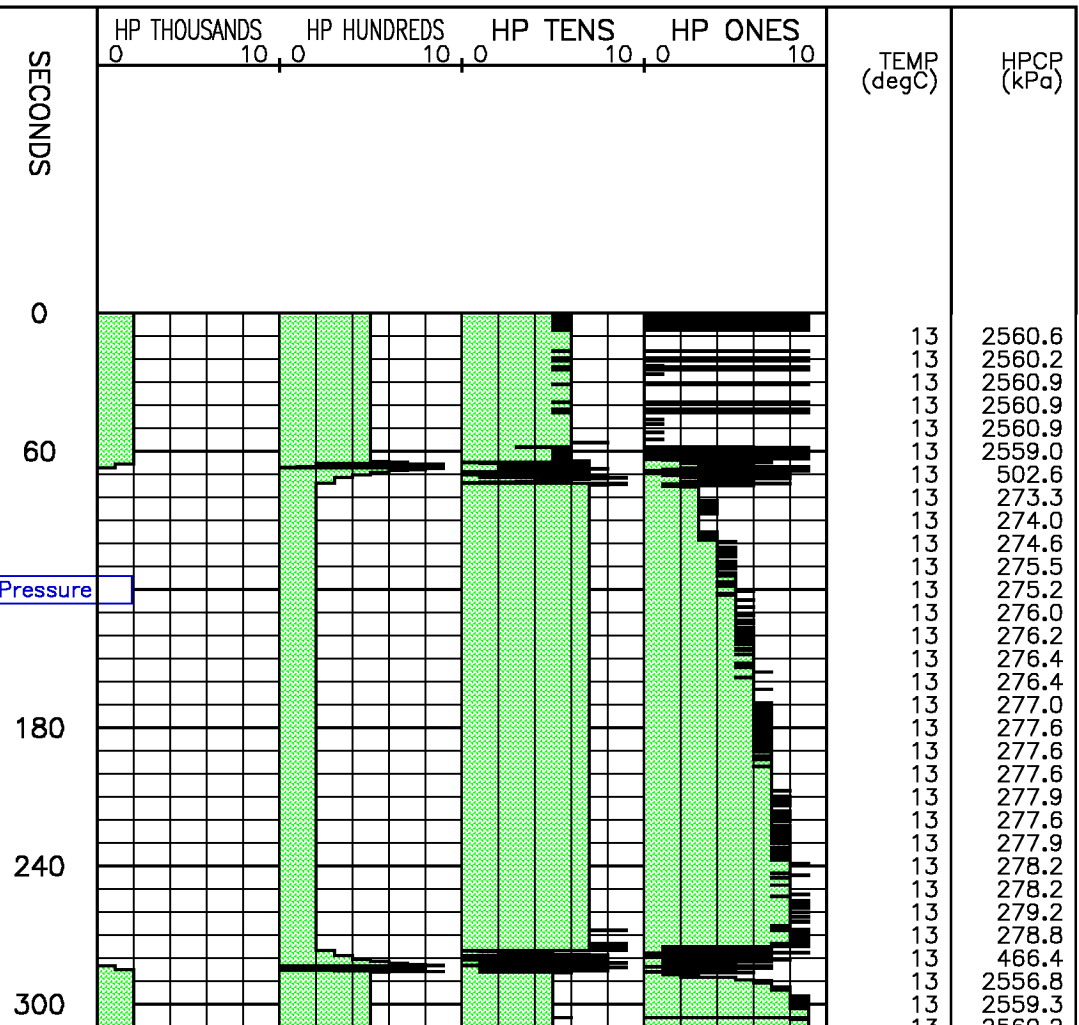
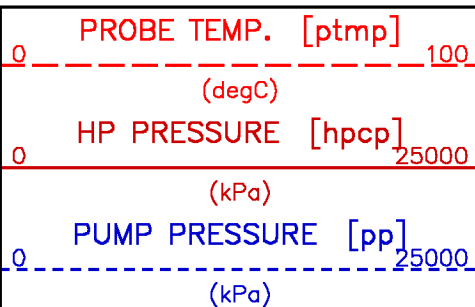
pta-m001c37.qp1.meta

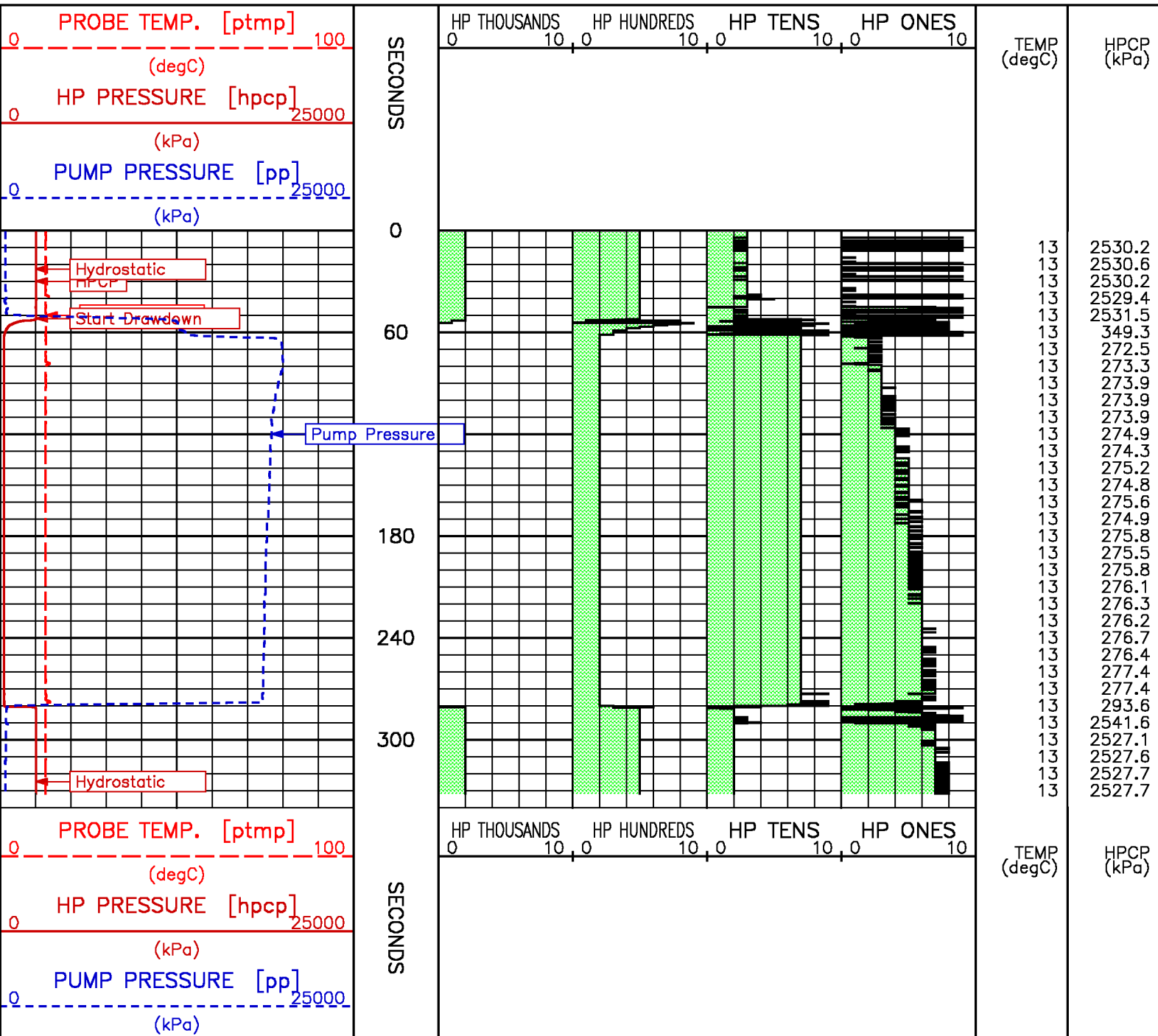
HISTORY PLOT: Elapsed Time vs. Pressure

DD Start,	s	64.730	SF Press,	kPa	2708.239	Flow Rate,	cm ³ /s	1.965
DD End,	s	74.907	FF Press,	kPa	268.328	Chamber Vol,	cm ³	20.000
BU Start,	s	74.907	Kdd Perm,	mD	13.651	Fill Rate,	min/L	7.642
BU End,	s	0.000	kdd/u,	mD/cP	13.651	Time Est.UT,	s	76.421



Data File : m001c37.aff
Presentation: fmthp4-hp.log





**PRESSURE TEST – Measured Depth 226.1 m
 TVD Depth 226.1 m**

PRETEST: QG

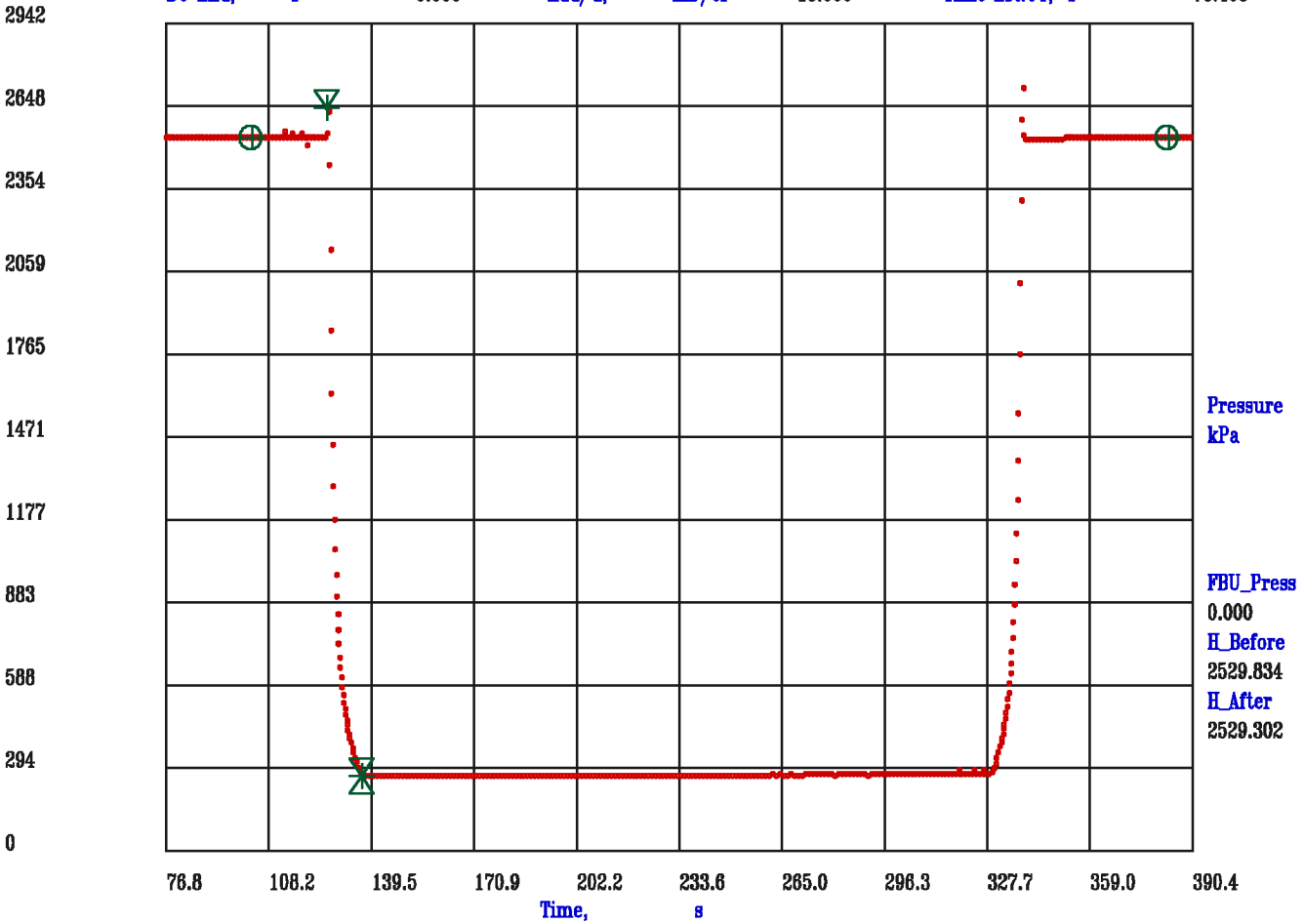
Measured Depth, m 226.1

TVD Depth, m 226.1

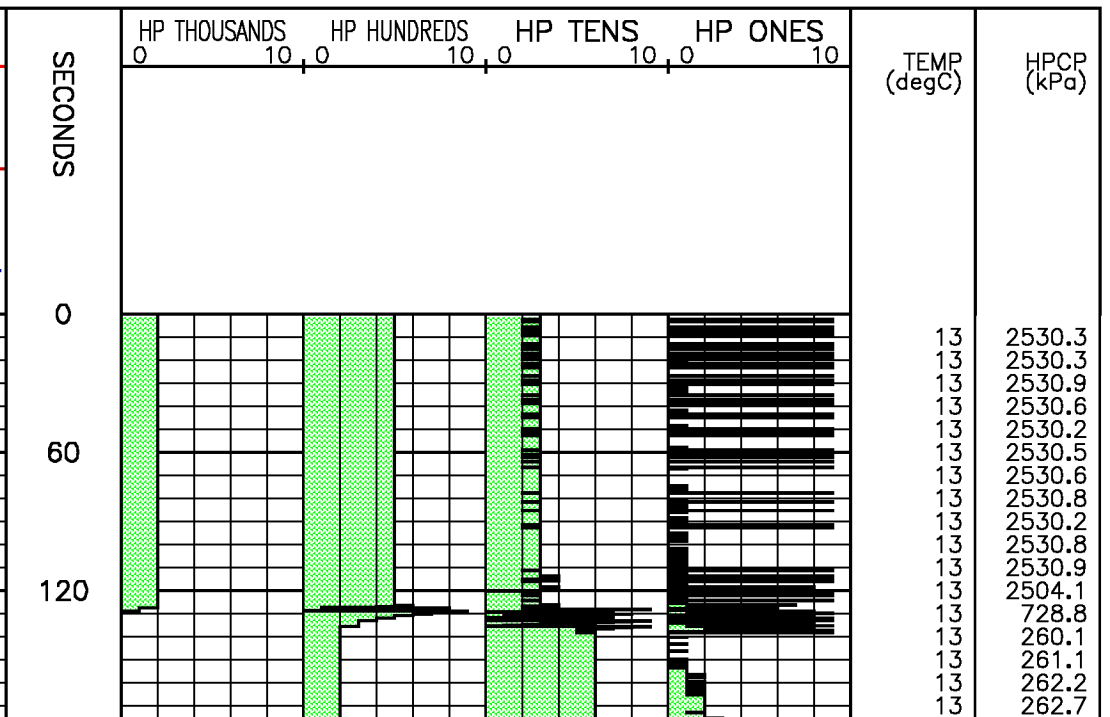
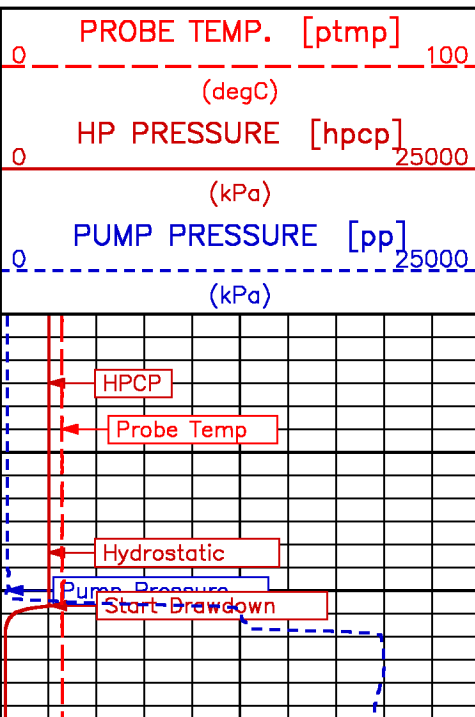
pta-m001c39.qp1.meta

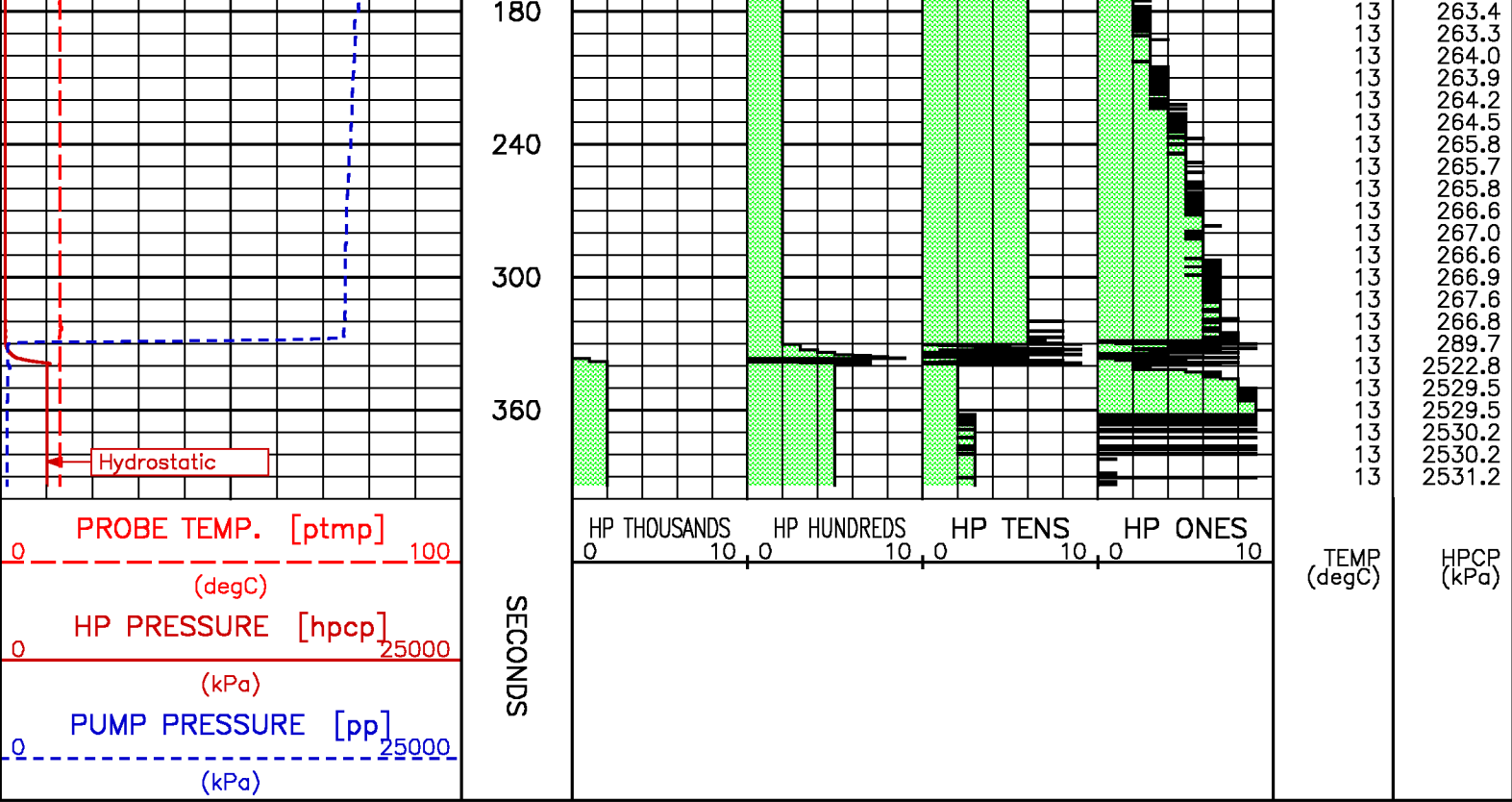
HISTORY PLOT: Elapsed Time vs. Pressure

DD Start,	s	126.507	SF Press,	kPa	2634.729	Flow Rate,	cm3/s	1.915
DD End,	s	136.952	FF Press,	kPa	260.022	Chamber Vol,	cm3	20.000
BU Start,	s	136.952	Kdd Perm,	mD	13.666	Fill Rate,	min/L	7.846
BU End,	s	0.000	kdd/u,	mD/cP	13.666	Time Est.UT,	s	78.463



Data File : m001c39.aff
Presentation: fmthp4-hp.log





**PRESSURE TEST – Measured Depth 225.9 m
TVD Depth 225.9 m**

Meta File: pta-m001c40.qp1.meta

PRETEST: QG

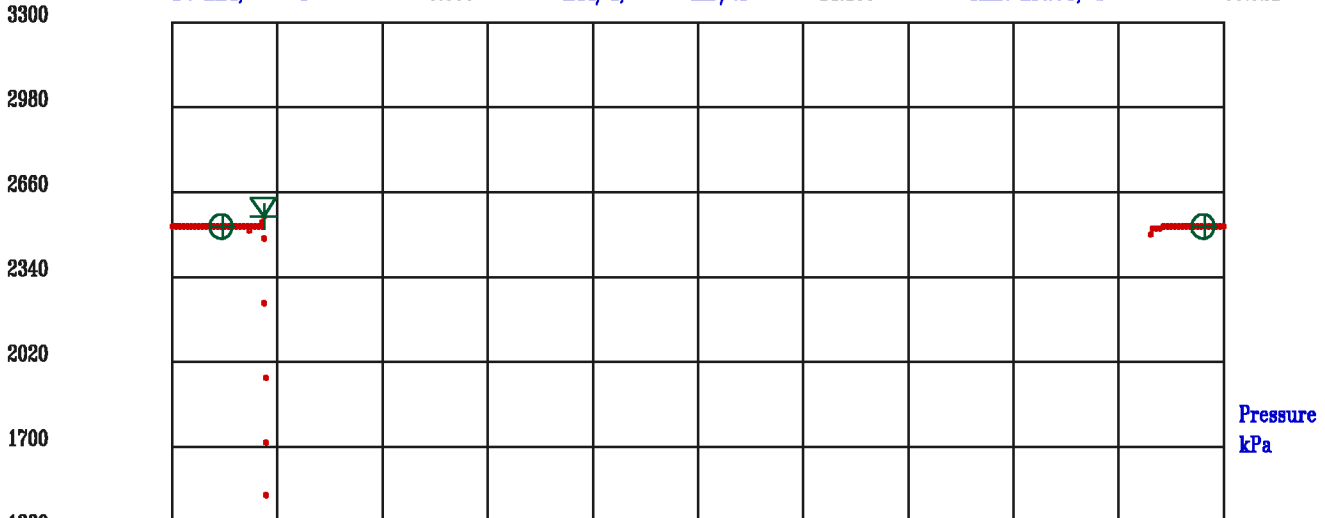
Measured Depth, m 225.9

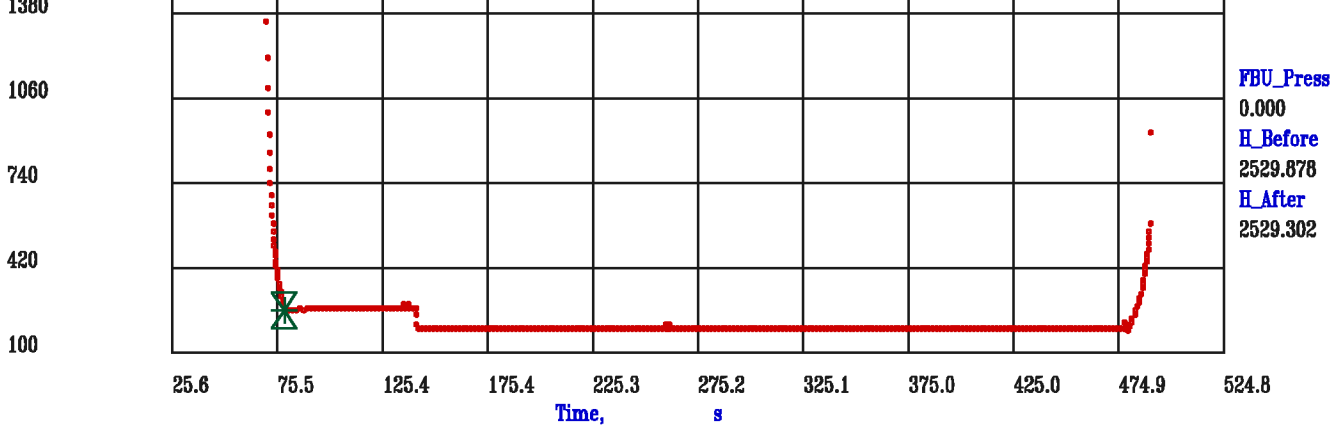
TVD Depth, m 225.9

pta-m001c40.qp1.meta


HISTORY PLOT: Elapsed Time vs. Pressure

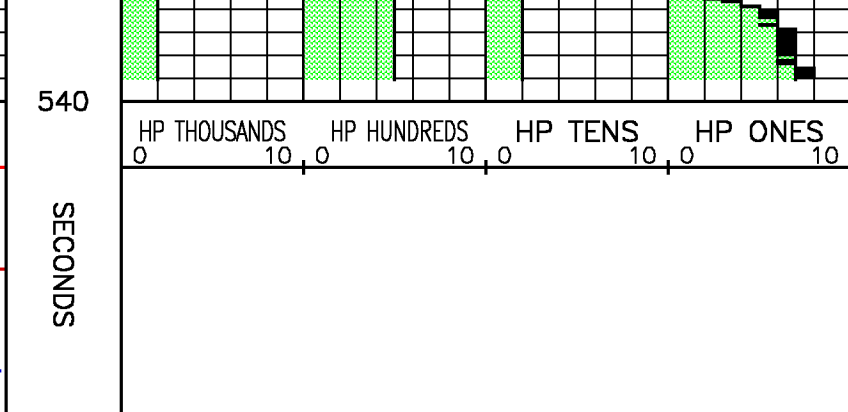
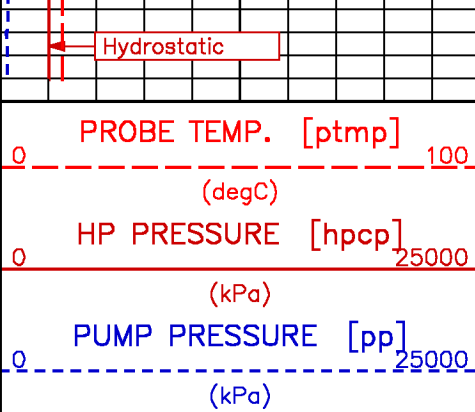
DD Start, s	69.501	SF Press, kPa	2564.607	Flow Rate, cm ³ /s	1.927
DD End, s	79.878	FF Press, kPa	253.953	Chamber Vol, cm ³	20.000
BU Start, s	79.878	Kdd Perm, mD	14.138	Fill Rate, min/L	7.792
BU End, s	0.000	kdd/u, mD/cP	14.138	Time Est.UT, s	77.921



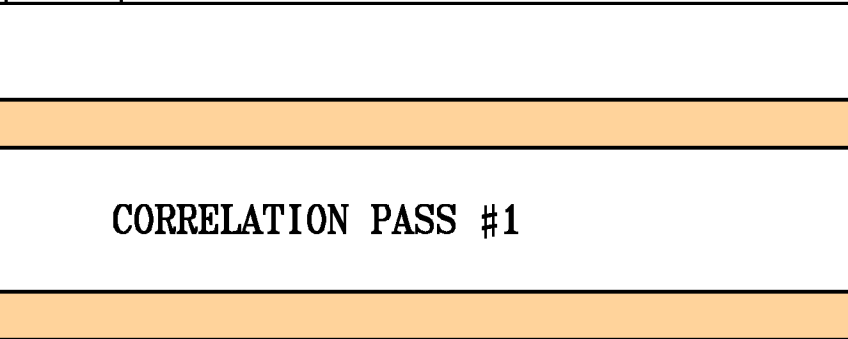
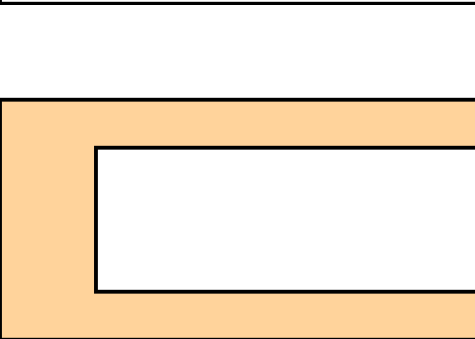


Data File : m001c40.aff
 Presentation: fmthp4-hp.log





13	2526.0
13	2526.9
13	2527.5
13	2527.5



TEMP (degC)	HPCP (kPa)
-------------	------------

CORRELATION PASS #1

ECLIPS 6.1i Aug 06, 2010
Updates: 1,2 Patches: 3

Mon Dec 10 07:21:45 2012

Pcrplt /main/62

Cplot

Pdf_Cpp /main/16

Fileview 5.61

PARAMETER AND FILTER SUMMARY REPORT

FILE: /dat1a/Investcan/m001c01.prm
 LOGGING MODE: DEPTH DIRECTION: UP
 TOP DEPTH: 367.665 m BOTTOM DEPTH: 435.026 m

SYMMETRIC FILTER

MEASUREMENT TYPE	PARAMETER	VALUE	UNITS	INTERVAL (m)	
GR	FILTER ()	medium (1)		TOP	BOTTOM
SPEED	FILTER ()	medium (1)		"	"
TENSION	FILTER ()	medium (1)		"	"

CURVE DESCRIPTION REPORT

CURVE NAME	CREATION DATE	CURVE DESCRIPTION
F1:GR	Dec 10 02:28:05 2012	GAMMA RAY
F1:SPD	Dec 10 02:28:05 2012	SPEED
F1:TEN	Dec 10 02:28:05 2012	DIFFERENTIAL TENSION
F1:TTEN	Dec 10 02:28:05 2012	TOTAL TENSION

CURVE MEASURE POINT OFFSET

CURVE	OFFSET (m)	CURVE	OFFSET (m)	CURVE	OFFSET (m)	CURVE	OFFSET (m)
GR	4.95	SPD	0.00	TEN	-6.25	TTEN	-6.25

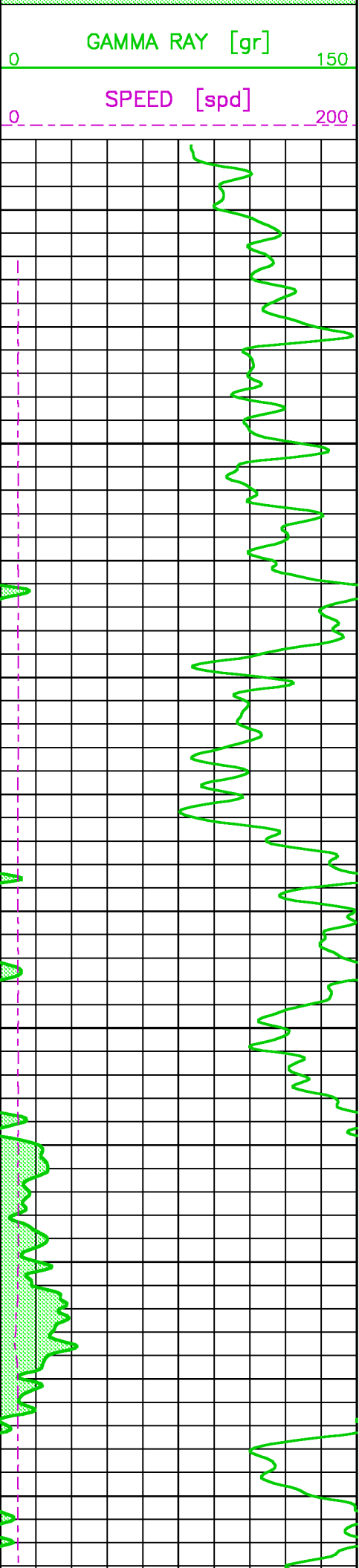
Presentation : cpu1:/dat1a/Investcan/fmt_gr1.pdf [1:240 Scale]
 Plot Interval : 362.179 - 440.131 Meters

Data File 1 : F1 : cpu1:/dat1a/Investcan/GRcorr1.xtf
 Created On : Dec 10 02:28:05 2012
 Company : INVESTCAN ENERGY
 Well : GOBINEAU #1
 Field : FLAT BAY
 File Interval : 362.179 - 440.512 Meters
 Oct : m001c

GR BACKUP

MI


TOOL STICKING



ETERS

375


400





425

METERS



GR BACKUP

TOOL STICKING

GAMMA RAY [gr] 0 150

DIFF. TENSION [ten] 2400 100

SPEED [spd] 0 200

TOTAL TENSION [tten] 4900 100

CORRELATION PASS #2

ECLIPS 6.1i Aug 06, 2010
Updates: 1,2 Patches: 3

Mon Dec 10 07:22:07 2012

Pcrplt /main/62

Cplot

Pdf_Cpp /main/16

Fileview 5.61

PARAMETER AND FILTER SUMMARY REPORT

FILE: /data/Investcan/m001c09.prm
 LOGGING MODE: DEPTH DIRECTION: UP
 TOP DEPTH: 228.067 m BOTTOM DEPTH: 353.035 m

SYMMETRIC FILTER

MEASUREMENT TYPE	PARAMETER	VALUE	UNITS	INTERVAL (m)
GR	FILTER ()	medium (1)		TOP BOTTOM
SPEED	FILTER ()	medium (1)		'' ''
TENSION	FILTER ()	medium (1)		'' ''

CURVE DESCRIPTION REPORT

CURVE NAME	CREATION DATE	CURVE DESCRIPTION
F1:GR	Dec 10 04:10:37 2012	GAMMA RAY
F1:SPD	Dec 10 04:10:37 2012	SPEED
F1:TEN	Dec 10 04:10:37 2012	DIFFERENTIAL TENSION
F1:TEN	Dec 10 04:10:37 2012	TOTAL TENSION

CURVE MEASURE POINT OFFSET

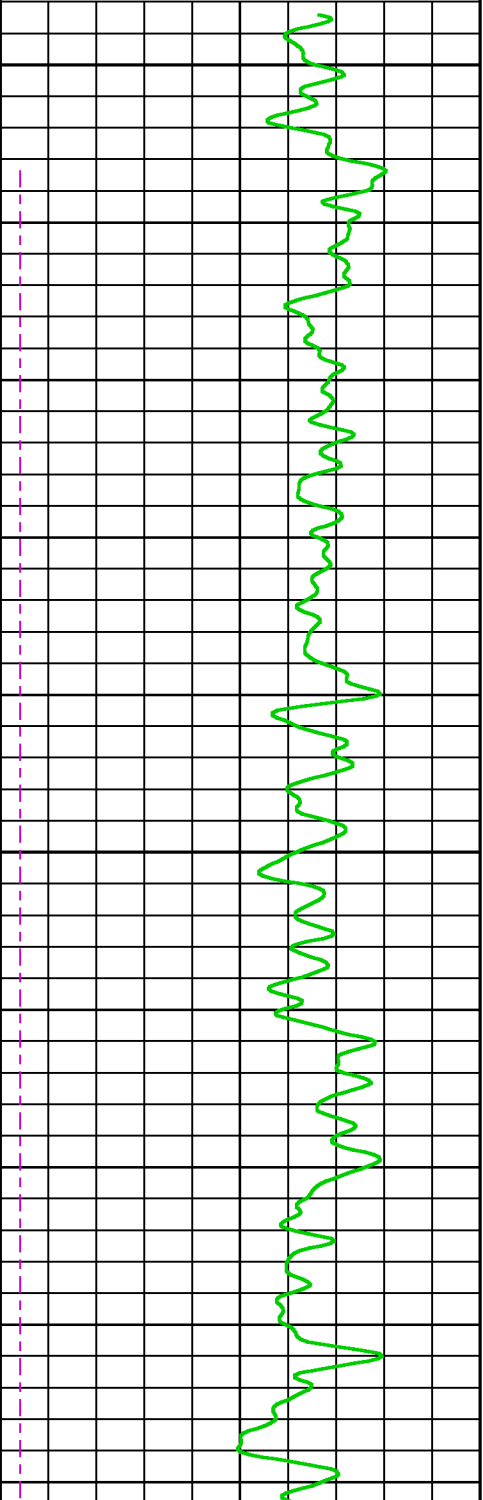
CURVE	OFFSET (m)	CURVE	OFFSET (m)	CURVE	OFFSET (m)	CURVE	OFFSET (m)
GR	4.95	SPD	0.00	TEN	-6.25	TTEN	-6.25

Presentation : cpu1:/dat1a/investcan/fmt_gr2.pdf [1:240 Scale]
 Plot Interval : 223.342 - 358.902 Meters
 Data File 1 : F1 : cpu1:/dat1a/investcan/GRcorr2.xtf
 Created On : Dec 10 04:10:37 2012
 Company : INVESTCAN ENERGY
 Well : GOBINEAU #1
 Field : FLAT BAY
 File Interval : 223.342 - 359.283 Meters
 Oct : m001c

GR BACKUP

GAMMA RAY [gr] 0 150

SPEED [spd] 0 200



METERS


225

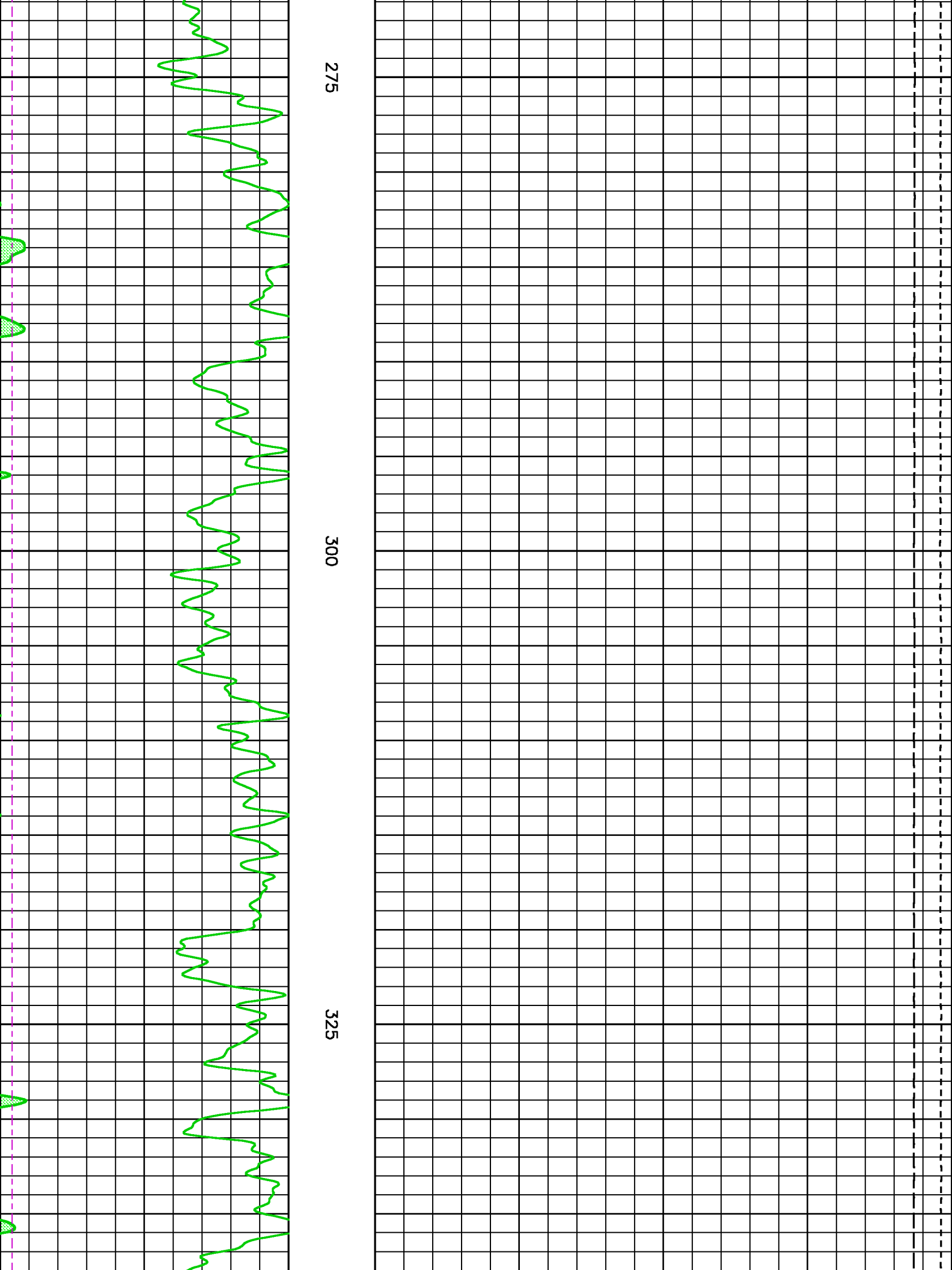
250

TOOL STICKING

DIFF. TENSION [ten] 2400 100

TOTAL TENSION [tten] 4900 100

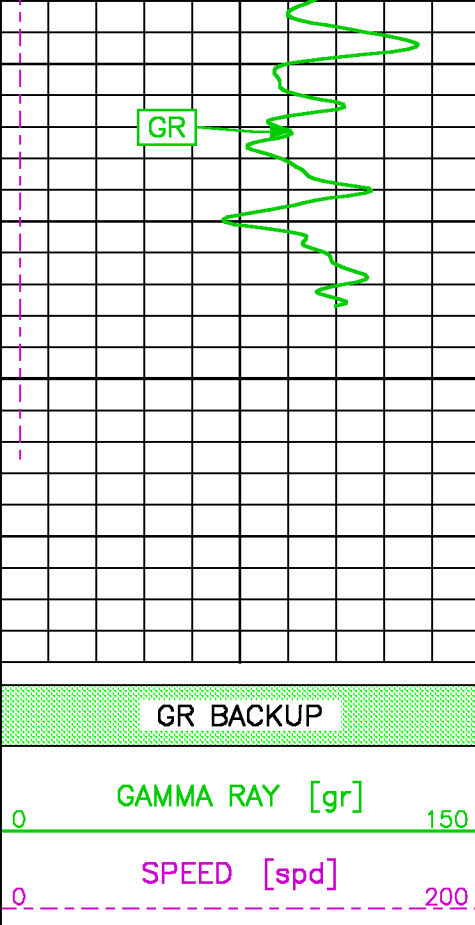




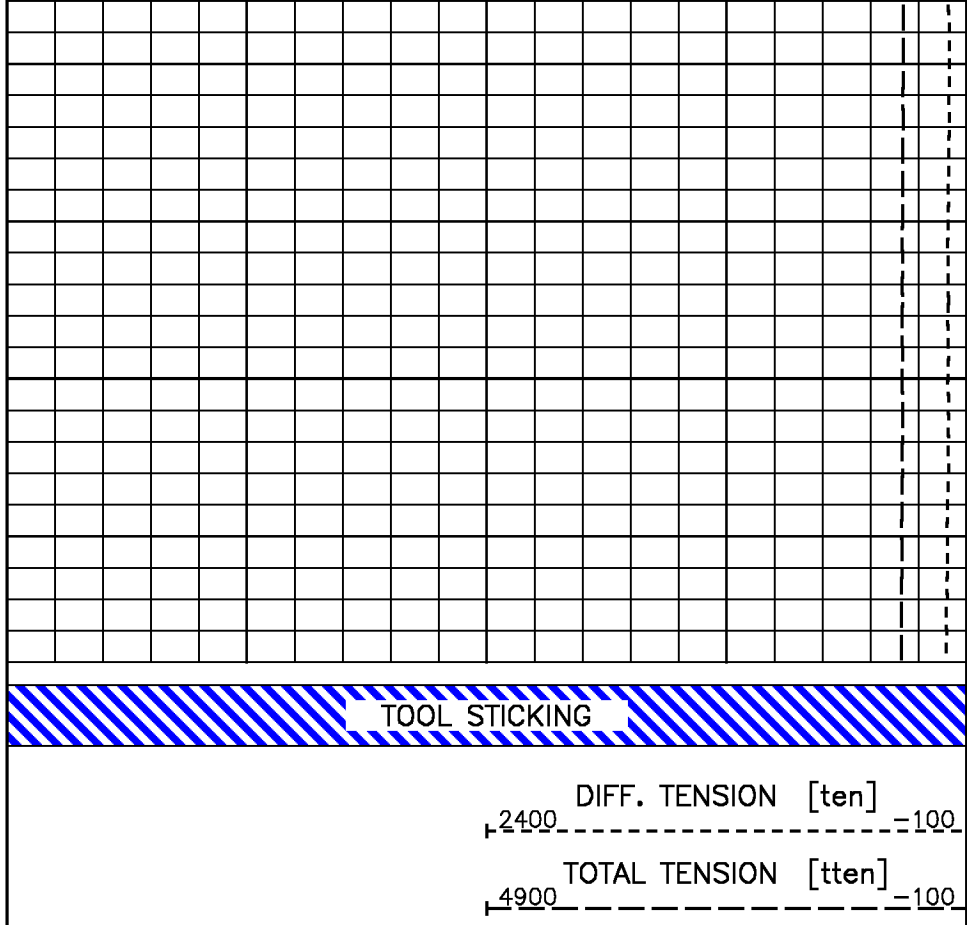
275

300

325



METERS
350



CORRELATION PASS #3

ECLIPS 6.1i Aug 06, 2010
Updates: 1,2 Patches: 3

Mon Dec 10 10:55:05 2012

Pcrplt /main/62

Cplot

Pdf_Cpp /main/16

Fileview 5.61

PARAMETER AND FILTER SUMMARY REPORT

FILE: /data/investcan/m001c21.prm
 LOGGING MODE: DEPTH DIRECTION: UP
 TOP DEPTH: 405.232 m BOTTOM DEPTH: 437.056 m

SYMMETRIC FILTER

MEASUREMENT TYPE	PARAMETER	VALUE	UNITS	INTERVAL (m)
GR	FILTER ()	medium (1)		TOP BOTTOM
SPEED	FILTER ()	medium (1)		" "
TENSION	FILTER ()	medium (1)		" "

PARAMETER AND FILTER SUMMARY REPORT

File: /data/investcan/m970a03.prm
 LOGGING MODE: DEPTH DIRECTION: UP
 TOP DEPTH: 182.689 m BOTTOM DEPTH: 447.494 m

SYMMETRIC FILTER

MEASUREMENT TYPE	PARAMETER	VALUE	UNITS	INTERVAL (m)
GR MED RES	FILTER ()	medium (1)		TOP BOTTOM

SPEED	FILTER ()	medium (1)	''	''
TENSION	FILTER ()	medium (1)	''	''

ACCELERATION PROCESSING

MEASUREMENT TYPE	PARAMETER	VALUE	UNITS	INTERVAL (m)
ACCEL CORR SWITCH	ACCEL DEPTH CORR	CORRECTION ON		TOP BOTTOM

PARAMETER AND FILTER SUMMARY REPORT

FILE: /dat1a/investcan/m980e04.prm
 LOGGING MODE: DEPTH DIRECTION: UP
 TOP DEPTH: 203.720 m BOTTOM DEPTH: 446.170 m

SYMMETRIC FILTER

MEASUREMENT TYPE	PARAMETER	VALUE	UNITS	INTERVAL (m)
SPEED	FILTER ()	medium (1)		TOP BOTTOM
TENSION	FILTER ()	medium (1)		'' ''
GR	FILTER ()	medium (1)		'' ''

CURVE DESCRIPTION REPORT

CURVE NAME	CREATION DATE	CURVE DESCRIPTION
F1:GR	Dec 10 10:48:54 2012	GAMMA RAY
F1:SPD	Dec 10 10:48:54 2012	SPEED
F1:TEN	Dec 10 10:48:54 2012	DIFFERENTIAL TENSION
F1:TEN	Dec 10 10:48:54 2012	TOTAL TENSION

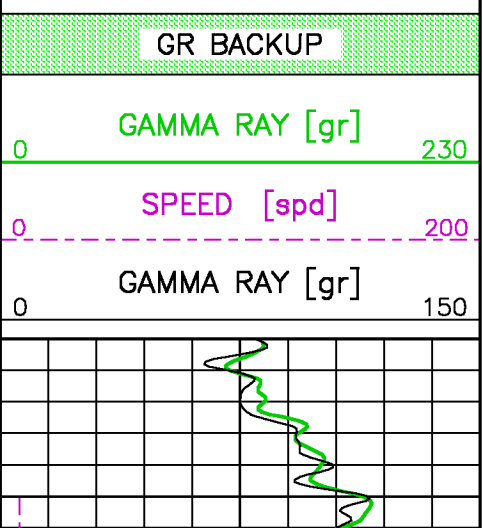
CURVE MEASURE POINT OFFSET

CURVE	OFFSET (m)	CURVE	OFFSET (m)	CURVE	OFFSET (m)	CURVE	OFFSET (m)
GR	4.95	SPD	0.00	TEN	-6.25	TEN	-6.25

Presentation : cpu1:/dat1a/investcan/fmt_gr3.pdf [1:240 Scale]
 Plot Interval : 400 - 442.341 Meters

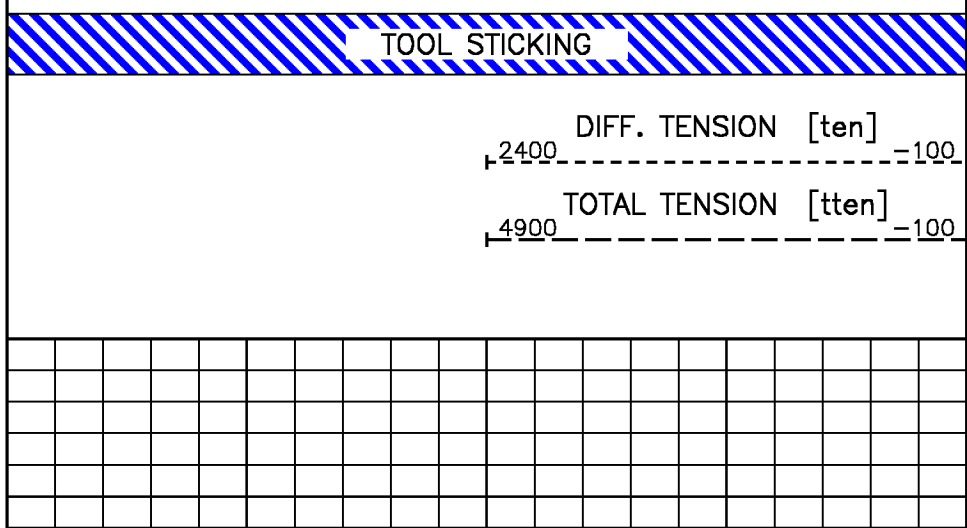
Data File 1 : F1 : cpu1:/dat1a/investcan/m001c21.aff
 Created On : Dec 10 10:48:54 2012
 Company : INVESTCAN ENERGY
 Well : GOBINEAU #1
 Field : FLAT BAY
 File Interval : 400.126 - 442.722 Meters
 Oct : m001c

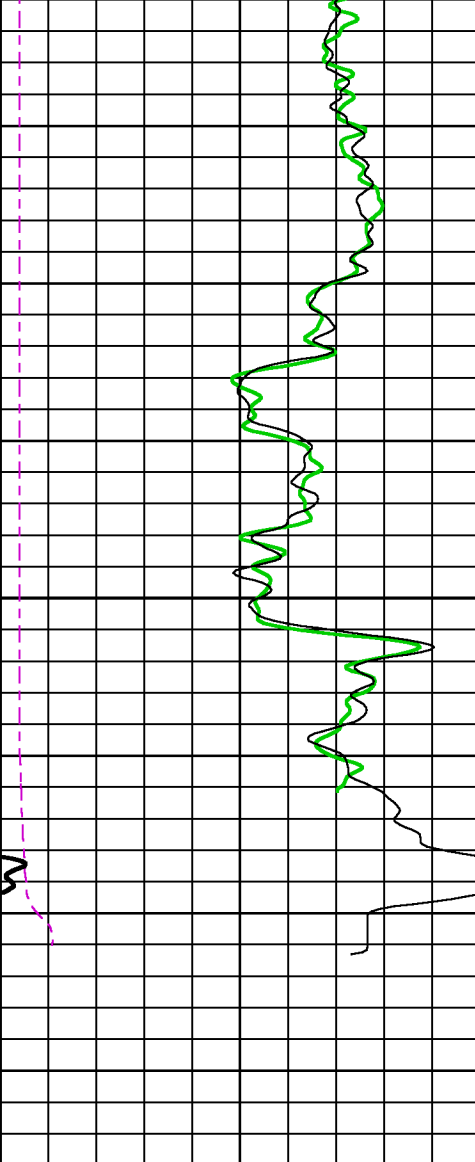
Data File 2 : F2 : cpu1:/dat1a/investcan/r111_main.xff
 Created On : Dec 8 15:41:50 2012
 Company : INVESTCAN ENERGY
 Well : GOBINEAU #1
 Field : FLAT BAY
 File Interval : 172.974 - 448.97 Meters
 Oct : m970a



METERS

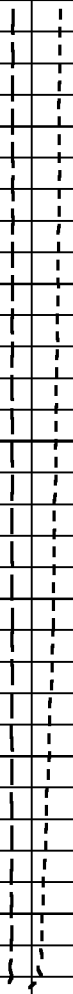

400





425

METERS



GR BACKUP		
0	GAMMA RAY [gr]	230
0	SPEED [spd]	200
0	GAMMA RAY [gr]	150

TOOL STICKING

2400	DIFF. TENSION [ten]	-100
4900	TOTAL TENSION [tten]	-100

CALIBRATION / VERIFICATION SUMMARY

Source File: /dat1a/investcan/m001c.tp1

GR PRIMARY CALIBRATION SUMMARY

TOOL #: 1309XA 041751

DATE/TIME PERFORMED: Sun Dec 2 08:58:36 2012

UNIT #: 3885TA 004127

CALB JIG #: 4702NK DA-290

	BACKGROUND (cts.raw)	CALBRTR ON (cts.raw)	CR DIFF (cts/s)	MULT	BACKGROUND (gAPI)	CALBRTR ON (gAPI)	CALBRTR (gAPI)
GR	95.32	334.04	238.7 170.0 242.0	0.628	59.90	209.90	150

GR PRIMARY VERIFICATION SUMMARY

TOOL #: 1309XA 041751

DATE/TIME PERFORMED: Sun Dec 2 09:03:13 2012

UNIT #: 3885TA 004127

VERI JIG #: 4702NK DA-290

	BACKGROUND (cts.raw)	CALBRTR ON (cts.raw)	MULT	BACKGROUND (gAPI)	CALBRTR ON (gAPI)	DIFF. (gAPI)
GR	98.58	331.22	0.628	61.94	208.12	146.18 140.00 160.00

HP PRIMARY CALIBRATION SUMMARY

GAUGE #: 2172XE 000496

DATE/TIME PERFORMED: Wed Nov 7 10:38:15 2012

UNIT #: 5753XB 10108816

	Temp	G	H	I	J
0		5.685154E+05	1.053531E+02	-2.301767E-04	4.323253E-10
1		1.051589E+01	2.255582E-03	7.917690E-08	-1.929783E-12
2		1.714000E-02	4.945921E-06	-3.890292E-10	8.285134E-15
3		-2.160359E-05	-7.585116E-08	1.395842E-12	-2.065360E-17
4		1.570996E-15	-2.809063E-19	2.575865E-25	-7.146289E-30

Coef Test	210.0	5.712795E+05	1.053424E+02	-2.177788E-04	2.011723E-10
-----------	-------	--------------	--------------	---------------	--------------



COMPANY INVESTCAN ENERGY
 WELL GOBINEAU #1
 FIELD FLAT BAY
 PROVINCE NEWFOUNDLAND AND LABRADOR

FILE NO:

API NO:

LOCATION:

ELEVATIONS:

KB 107.48 M



X = 384991.76
Y = 5357531.42

DF
GL 103.18 M

LICENSE:
03-106

DATE 07-DEC-2012