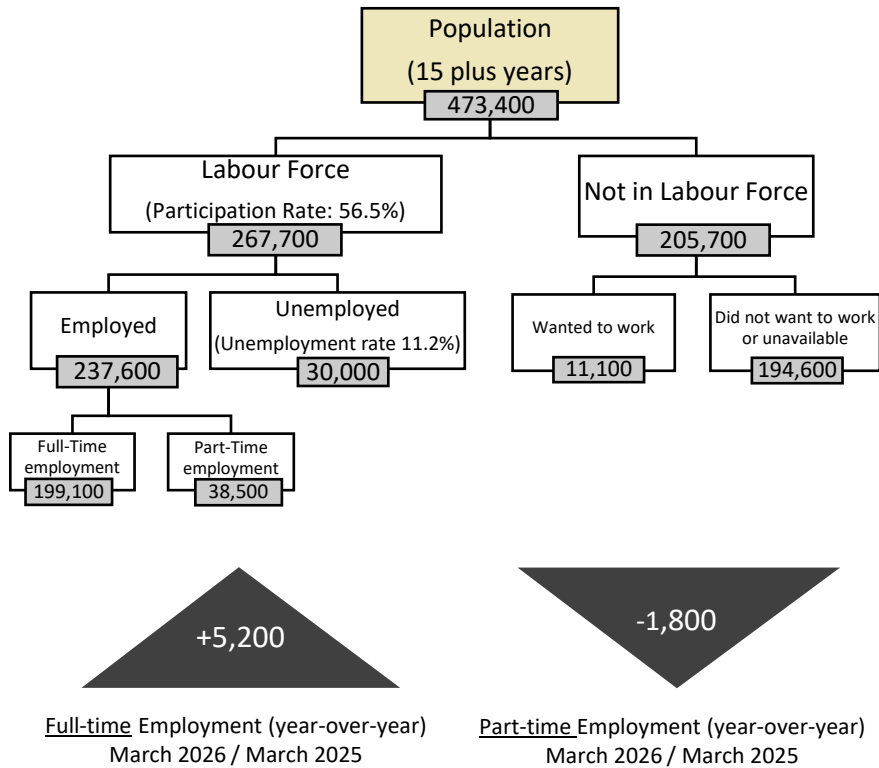


NL LABOUR MARKET INFORMATION

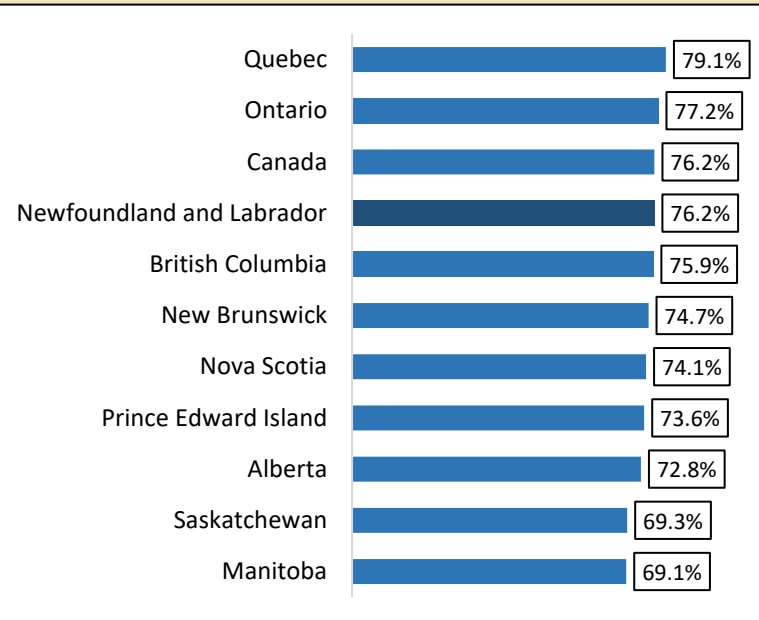


- Unemployment decreased year-over-year (March 2026 compared to March 2025) by -2.3% (or -700 people)
- Employment increased year-over-year (+3,400 people, or +1.5%)

DATA SPOTLIGHT

Percentage of Population 25 to 54 Years Old with Post-Secondary Completion (2025)


- Newfoundland and Labrador was tied with the national percentage for those with completed post-secondary (76.2 per cent) and was third highest among provinces.(behind Quebec and Ontario).
- Quebec had the overall highest percentage with completed post-secondary (79.1 per cent) while Manitoba had the lowest (69.1 per cent).
- All provinces had 69 per cent or more of their populations 25 to 54 years old with completed post-secondary education.



Source: NL Statistics Agency

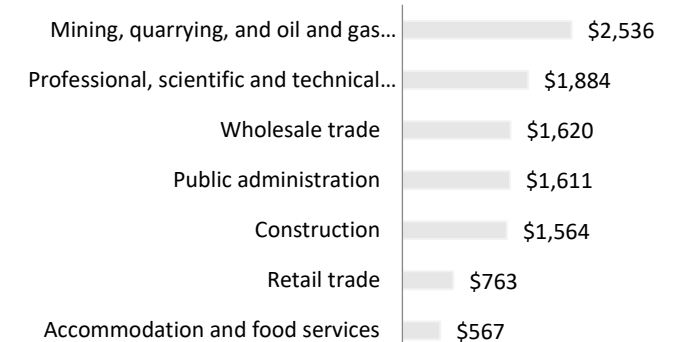
AVERAGE WEEKLY EARNINGS

Average Weekly Earnings | January 2026

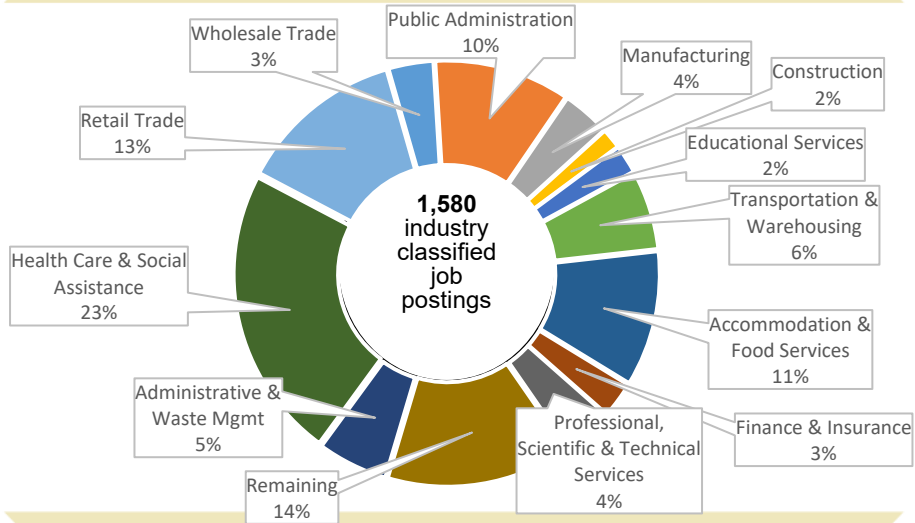


NL average wage increased year over year by +\$40.13 (+3.2%)

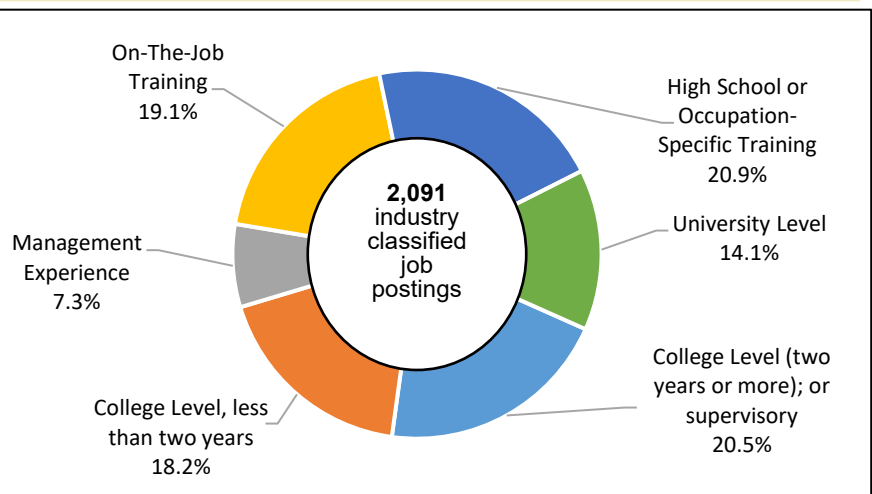
Average Weekly Earnings, select NL Industries January 2026



SHARE OF JOB POSTINGS AMONGST CLASSIFIED INDUSTRIES ONLY, NL



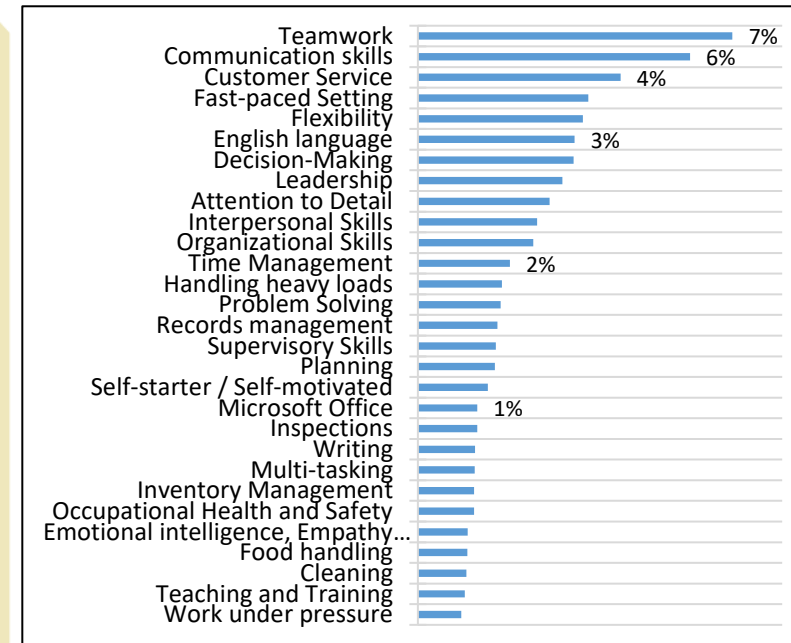
POPULAR EDUCATION & EXPERIENCE SOUGHT IN JOB POSTINGS, NL



NL OCCUPATIONS WITH HIGH NUMBERS OF JOB POSTINGS



POPULAR SKILLS & QUALIFICATIONS SOUGHT IN JOB POSTINGS, NL



WANT MORE LMI?

www.gov.nl.ca/labourmarketinformation



SOURCES

- SEPH Results StatsCan Tables (14-10-0203-01)
- LFS Results, unadjusted data (14-10-0287-03)
- Job Vacancy data (Vicinity Jobs)