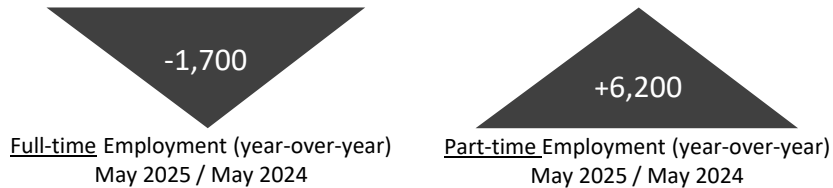
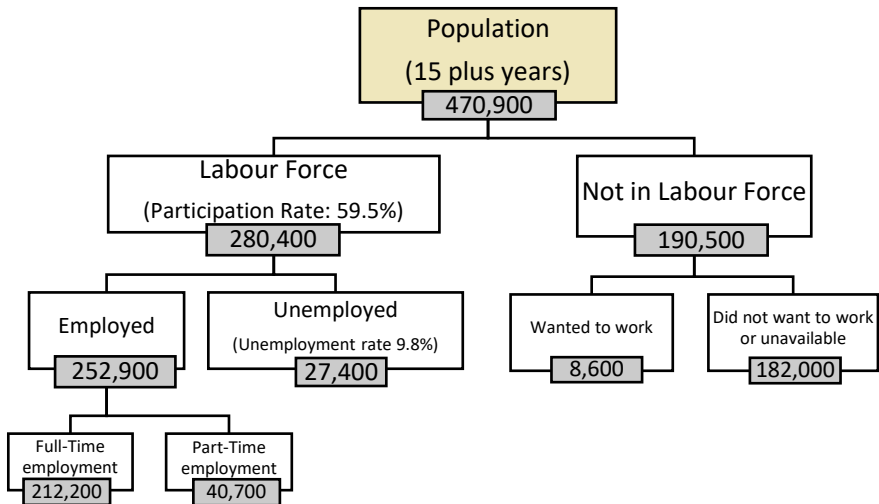


NL LABOUR MARKET INFORMATION

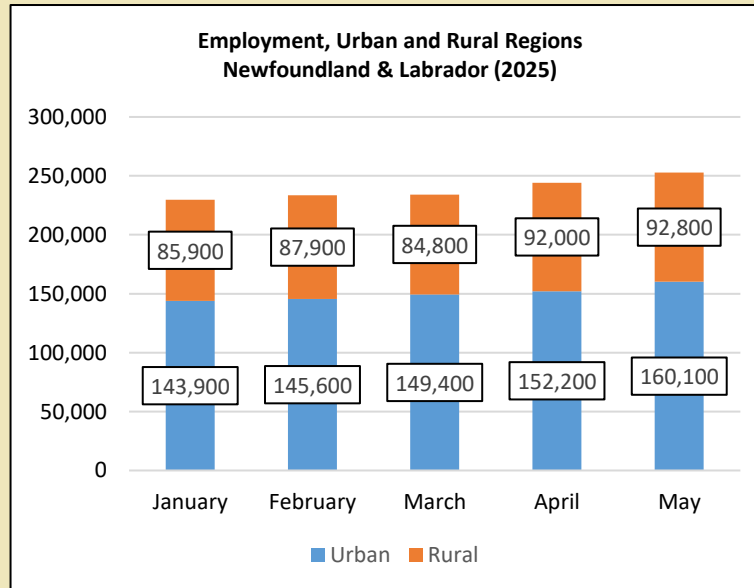


- Unemployment increased year-over-year (May 2025 compared to May 2024) by +2.6% (or +700 people)
- Employment increased year-over-year by +1.8% (or +4,500 people)

DATA SPOTLIGHT

Employment in Urban and Rural NL

- Employment in urban Newfoundland and Labrador increased year-over-year (May 2024 to May 2025) by +9.2 per cent. In contrast, employment in rural regions of the province decreased by -11.0 per cent.
- Urban Newfoundland and Labrador's percentage share of total employment was 63.3 per cent in May 2025 while that for rural Newfoundland and Labrador was 36.7 per cent. This was an increase of 4.8 percentage points over May 2024 for urban regions (and an equivalent size decrease for rural NL).



Source: Labour Force Survey, Statistics Canada

AVERAGE WEEKLY EARNINGS

Average Weekly Earnings | March 2025



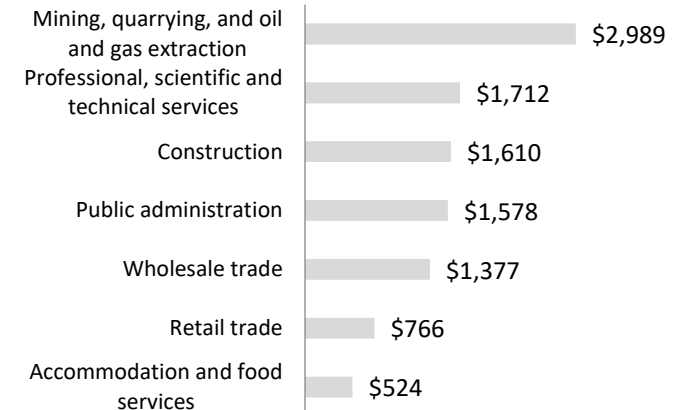
\$1,279



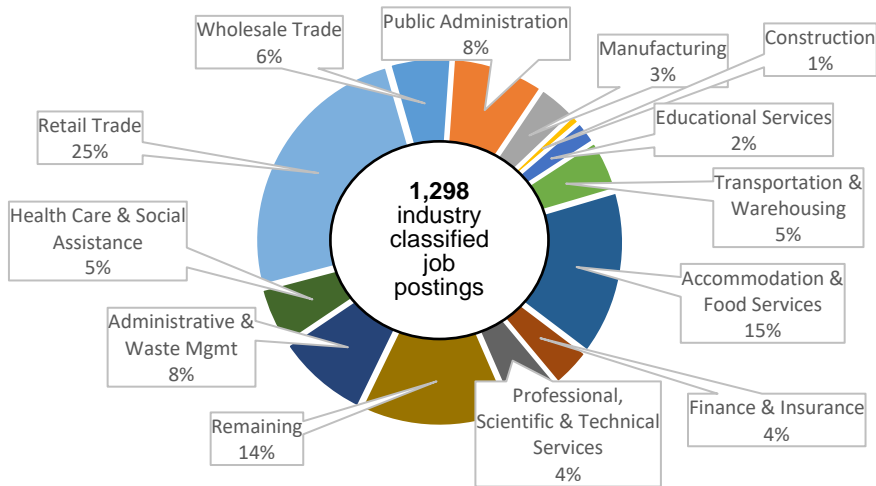
\$1,297

**NL average wage increased year over year by
+\$51.19 (+4.2%)**

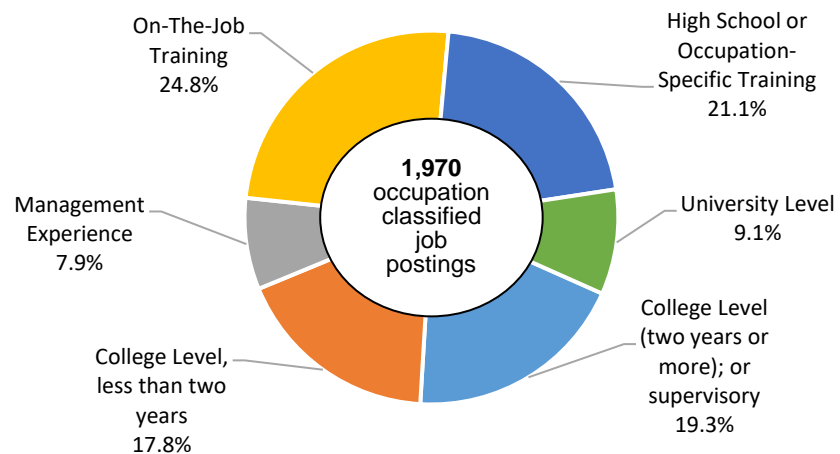
Average Weekly Earnings, select NL Industries March 2025



SHARE OF JOB POSTINGS
AMONGST CLASSIFIED INDUSTRIES ONLY, NL



POPULAR EDUCATION & EXPERIENCE
SOUGHT IN JOB POSTINGS, NL



NL OCCUPATIONS WITH HIGH NUMBERS
OF JOB POSTINGS

AVALON

- Store shelf stockers
- Cooks
- Retail salespersons
- Delivery drivers
- Retail/wholesale managers

EASTERN

- Cooks
- Food counter attendants
- Paramedical occupations
- Light duty cleaners
- Nurse aides/orderlies

CENTRAL

- Store shelf stockers
- Registered nurses
- Retail salespersons
- Home support workers
- Licensed practical nurses

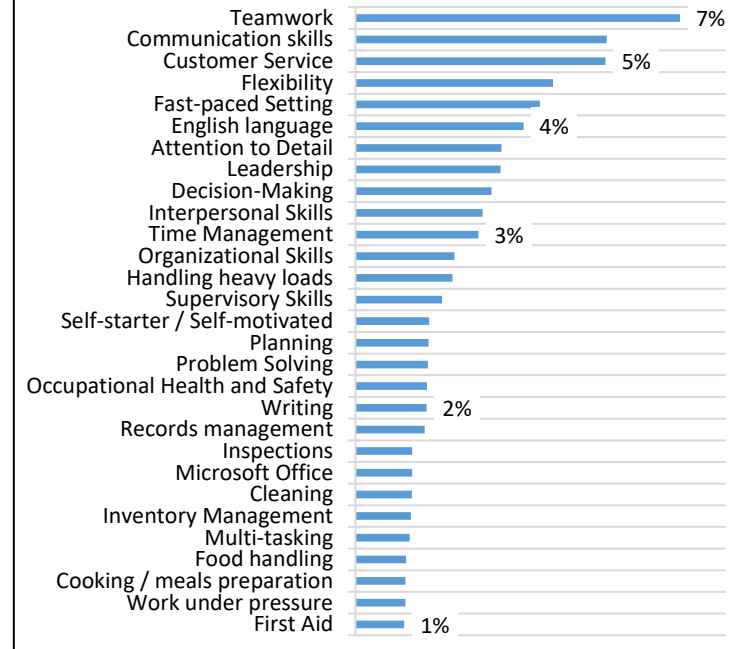
WESTERN

- Store shelf stockers
- Retail salespersons
- Social/community service workers
- Light duty cleaners
- Retail/wholesale managers

LABRADOR

- Cooks
- Food counter attendants
- Administrative assistants
- Receptionists
- Veterinarians

POPULAR SKILLS & QUALIFICATIONS
SOUGHT IN JOB POSTINGS, NL



WANT MORE LMI?

www.gov.nl.ca/labourmarketinformation



SOURCES

- SEPH Results StatsCan Tables (14-10-0203-01)
- LFS Results, unadjusted data (14-10-0287-03)
- Job Vacancy data (Vicinity Jobs)