

NL Occupation Projections Overview 2023-2032

Summer 2023

Department of Immigration, Population Growth, and Skills

Government of Newfoundland and Labrador



Notes

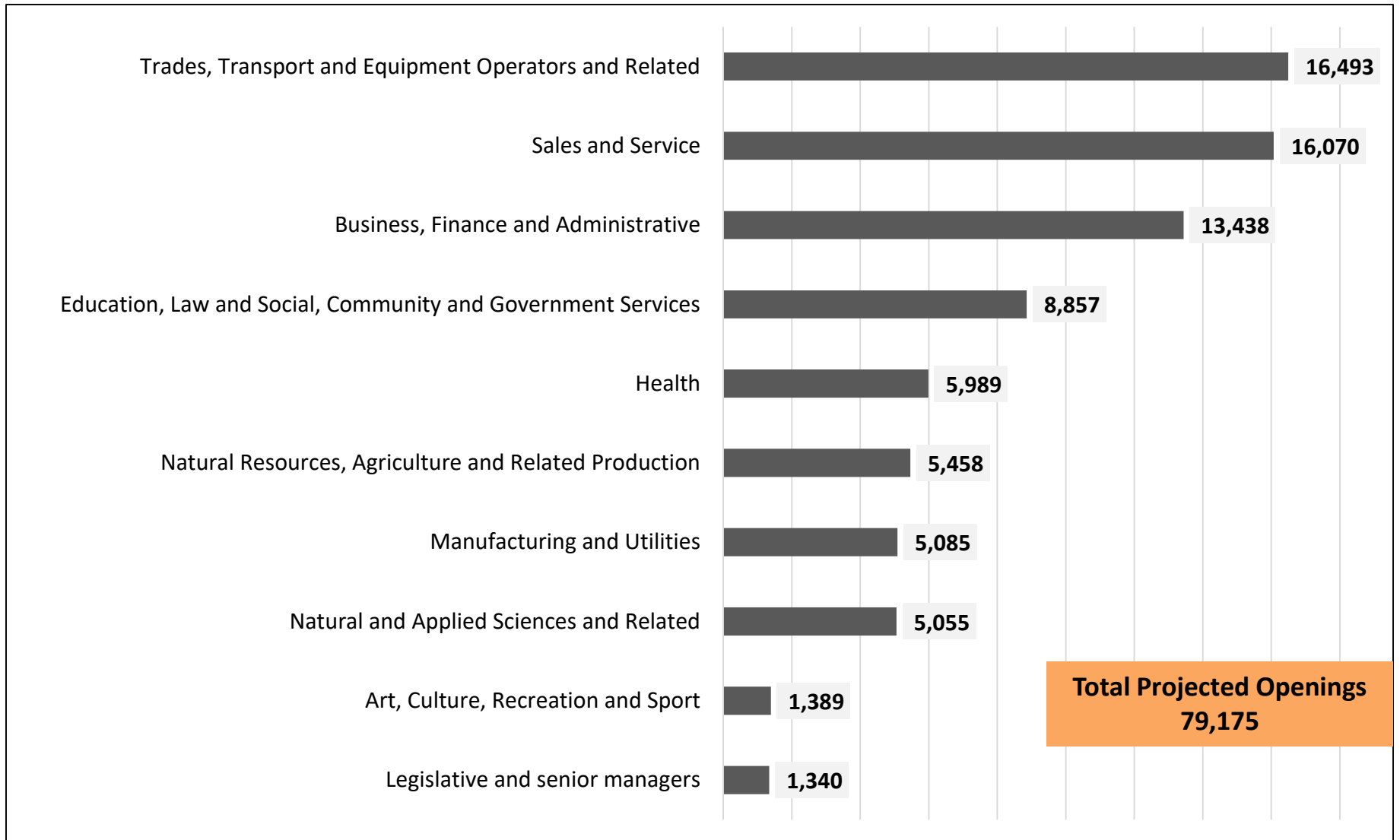
Occupation Projections for Newfoundland and Labrador are produced annually by the Economics Division of the Department of Finance. The current projections were released in June 2023. These latest projections provide estimates of demand for workers, attrition and job openings by 187 detailed occupational groups in Newfoundland and Labrador from 2023 to 2032. Ratings are also provided indicating the occupation's job prospects over this period.

The occupation projections used in this report are based on custom occupational groups at the four and five-digit level of the 2021 National Occupational Classification (NOC). For the following analysis, these occupational categories have been further grouped together at the broad category level (i.e., the first digit of each occupational group's NOC code). Specifically, the broad occupational categories captured in this report are as follows:

- **Broad Occupational Category 0: Legislative and Senior Management Occupations**
- **Broad Occupational Category 1: Business, Finance and Administration Occupations**
- **Broad Occupational Category 2: Natural and Applied Sciences and Related Occupations**
- **Broad Occupational Category 3: Health Occupations**
- **Broad Occupational Category 4: Occupations in Education, Law and Social, Community and Government Services**
- **Broad Occupational Category 5: Occupations in Art, Culture, Recreation and Sport**
- **Broad Occupational Category 6: Sales and Service Occupations**
- **Broad Occupational Category 7: Trades, Transport and Equipment Operators and Related Occupations**
- **Broad Occupational Category 8: Natural Resources, Agriculture and Related Production Occupations**
- **Broad Occupational Category 9: Occupations in Manufacturing and Utilities**

Descriptions and related projection data for these individual broad categories are provided in later parts of this document. In addition, further details on these categories - as well as the 2021 National Occupational Classification System in general - can be found on [Statistics Canada's website](#). Lastly, the raw forecast data used in this report can be downloaded from the [Department of Finance's website](#).

Total Job Openings by Occupational Group (2023-2032)



Occupational Forecast for Legislative and Senior Management (2023-2032)

Legislative and Senior Management

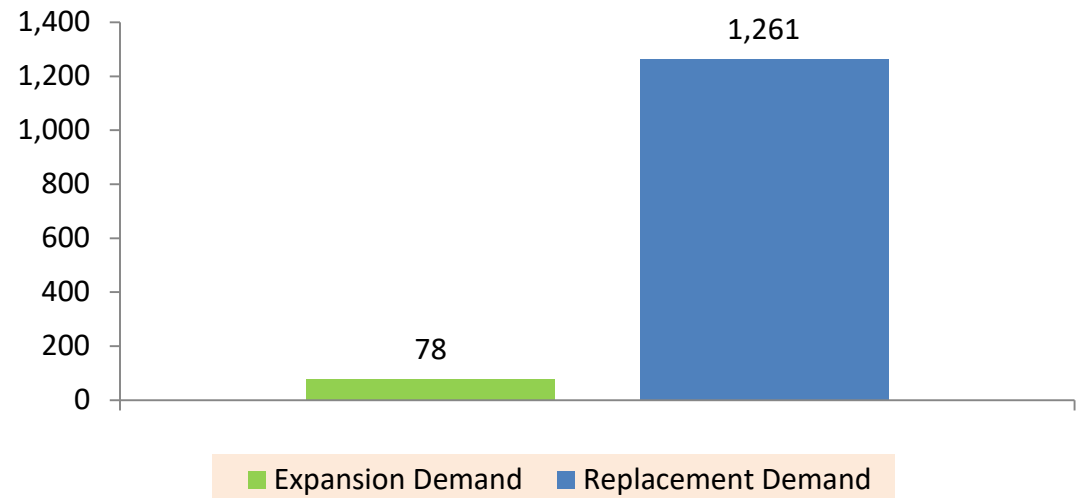
This broad category comprises legislators and senior management occupations. Note that, in the 2021 NOC, other management occupations have been moved to broad categories related to their area of experience/training (see later slides for examples).

Key Points

- 1,340 job openings
- 1.7 per cent of all forecasted job openings
- Rating of 3.3 (tightening)

Tightening – Projected labour supply to meet job openings will require increased labour supply responses (i.e., in-migration, higher participation rates, inter-occupational shifts). Additional supplies of qualified workers to meet unanticipated short-term increases in demand in the province are limited (i.e. demand for labour may exceed supply).

Forecasted Job Openings (2023-2032)



Occupations with the most job openings:

- Legislators and senior management (1,340)

Occupational Forecast for Occupations in Business, Finance and Administration (2023-2032)

Business, Finance and Administration

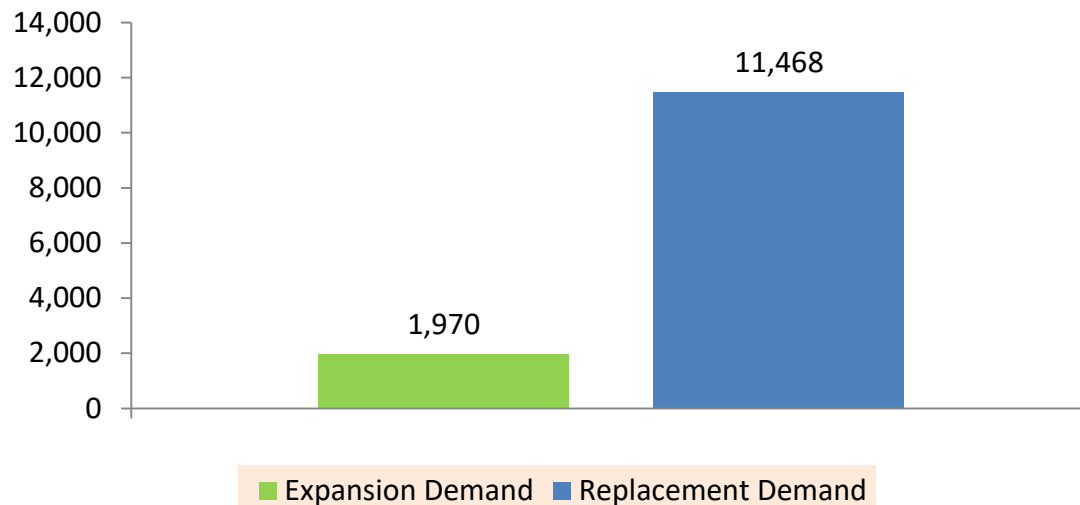
This broad category comprises specialized middle management occupations in administrative services, financial and business services and communication (except broadcasting), as well as professional occupations in a variety of business, finance and administrative domains.

Key Points

- 13,438 job openings
- 17.0 per cent of all forecasted job openings
- Rating of 2.8 (tightening)

Tightening – Projected labour supply to meet job openings will require increased labour supply responses (i.e., in-migration, higher participation rates, inter-occupational shifts). Additional supplies of qualified workers to meet unanticipated short-term increases in demand in the province are limited (i.e. demand for labour may exceed supply).

Forecasted Job Openings (2023-2032)



Occupations with the most job openings:

- Administrative, property and payroll officers (2,137)
- General office support workers (1,323)
- Administrative assistants (1,290)
- Supply chain logistics, tracking and scheduling co-ordination occupations (1,154)
- Administrative services managers (950)
- Financial, insurance and related administrative support workers (933)

Occupational Forecast for Occupations in Natural and Applied Sciences and Related (2023-2032)

Natural and Applied Sciences and Related

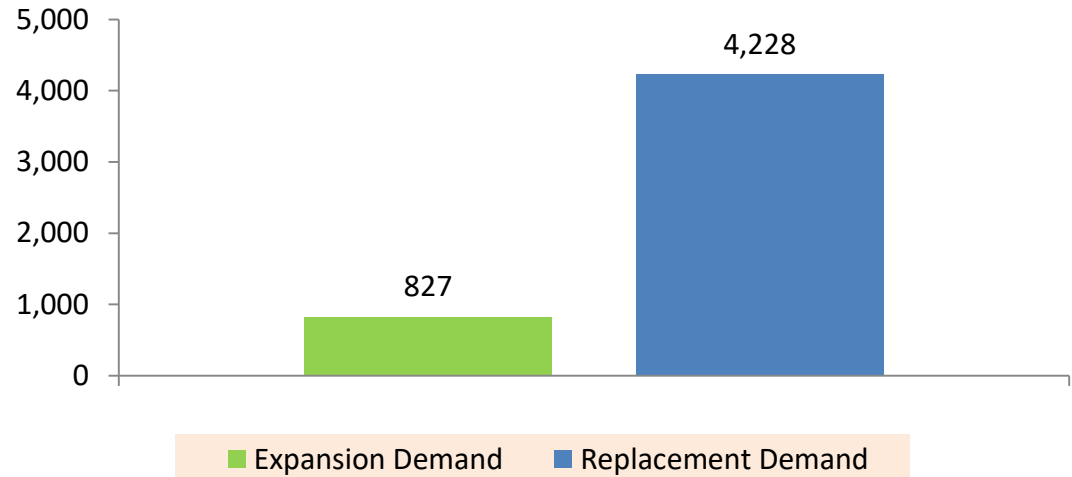
This broad category comprises occupations in natural sciences (including basic and applied sciences and experimental development), engineering, architecture and information technology. It also includes specialized middle management occupations in a variety of natural and applied science domains.

Key Points

- 5,055 job openings
- 6.4 per cent of all forecasted job openings
- Rating of 2.5 (tightening)

Tightening – Projected labour supply to meet job openings will require increased labour supply responses (i.e., immigration, higher participation rates, inter-occupational shifts). Additional supplies of qualified workers to meet unanticipated short-term increases in demand in the province are limited (i.e. demand for labour may exceed supply).

Forecasted Job Openings (2023-2032)



Occupations with the most job openings:

- Computer system analysts and other mathematical occupations (519)
- Other technical inspectors and regulatory officers (516)
- Computer programmers and web developers (387)
- Electrical and electronics engineering technologists and technicians (343)
- Technical occupations in computer and information systems (310)
- Technical occupations in life sciences (253)

Occupational Forecast for Health Occupations (2023-2032)

Health

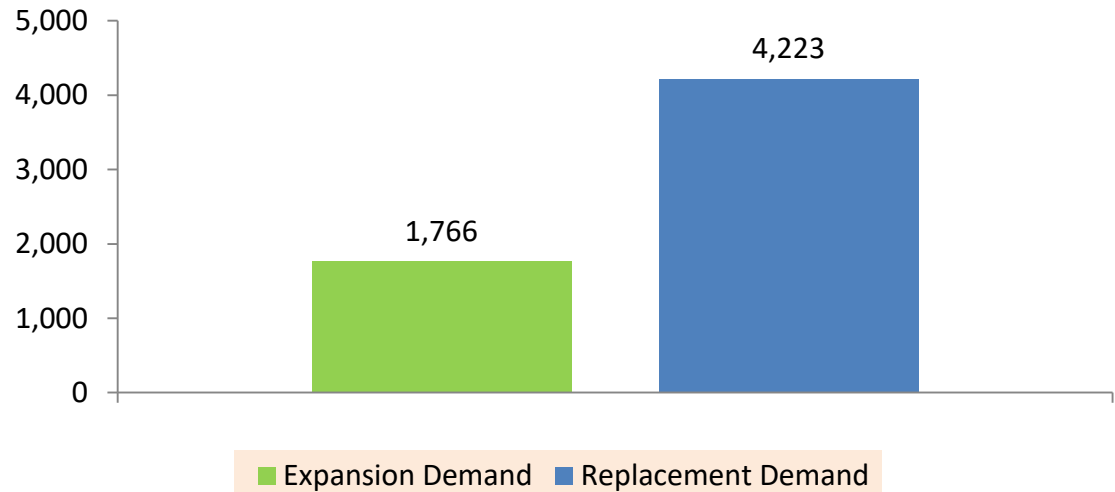
This broad category comprises specialized middle management occupations in health care, as well as occupations concerned with providing health care services directly to patients (professional and technical occupations in health) and occupations that provide support to health services.

Key Points

- 5,989 job openings
- 7.6 per cent of all forecasted job openings
- Rating of 2.9 (tightening)

Tightening – Projected labour supply to meet job openings will require increased labour supply responses (i.e., in-migration, higher participation rates, inter-occupational shifts). Additional supplies of qualified workers to meet unanticipated short-term increases in demand in the province are limited (i.e. demand for labour may exceed supply).

Forecasted Job Openings (2023-2032)



Occupations with the most job openings:

- Professional occupations in nursing (1,939)
- Assisting occupations in support of health services, including dental (1,248)
- Licensed practical nurses (785)
- General practitioners, family physicians and veterinarians (261)
- Specialist physicians (252)
- Medical laboratory technologists and technicians (227)

Occupational Forecast for Occupations in Education, Law and Social, Community and Government Services (2023-2032)

Education, Law and Social, Community and Government Services

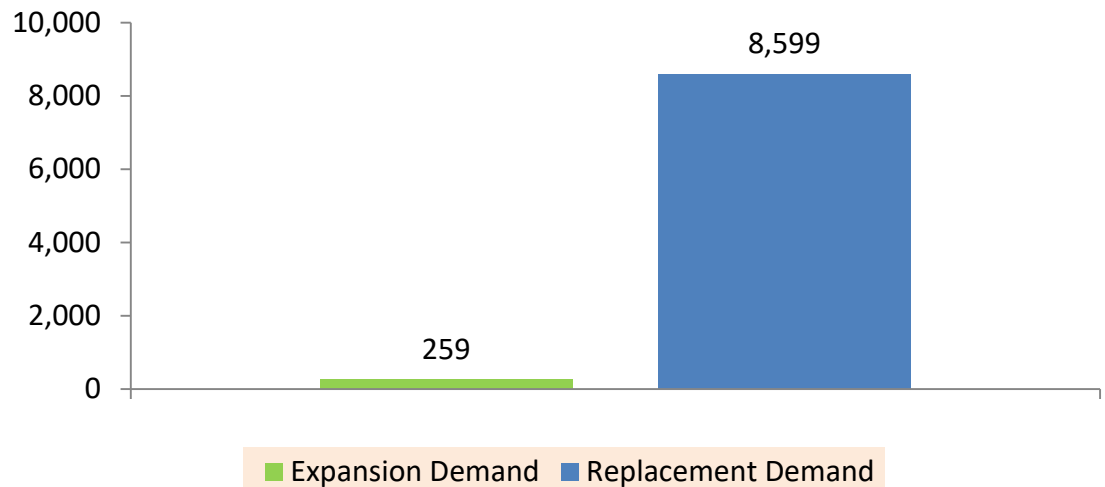
This broad category covers occupations concerned with teaching, law, counselling, conducting social science research, developing government policy, and administering government and other programs, and related support occupations. It also includes middle management positions in these particular domains.

Key Points

- 8,857 job openings
- 11.2 per cent of all forecasted job openings
- Rating of 2.3 (balanced)

Balanced – Projected labour supply is expected to be able to meet projected job openings (i.e. balanced labour market).

Forecasted Job Openings (2023-2032)



Occupations with the most job openings:

- Home support workers, housekeepers and related (1,677)
- Occupations in frontline public protection services (1,607)
- Secondary and elementary school teachers and educational counsellors (982)
- Social and community services professionals (776)
- Policy and program researchers, consultants and officers (691)
- Social, community service and other religious occupations (433)

Occupational Forecast for Occupations in Art, Culture, Recreation and Sport (2023-2032)

Art, Culture, Recreation and Sport

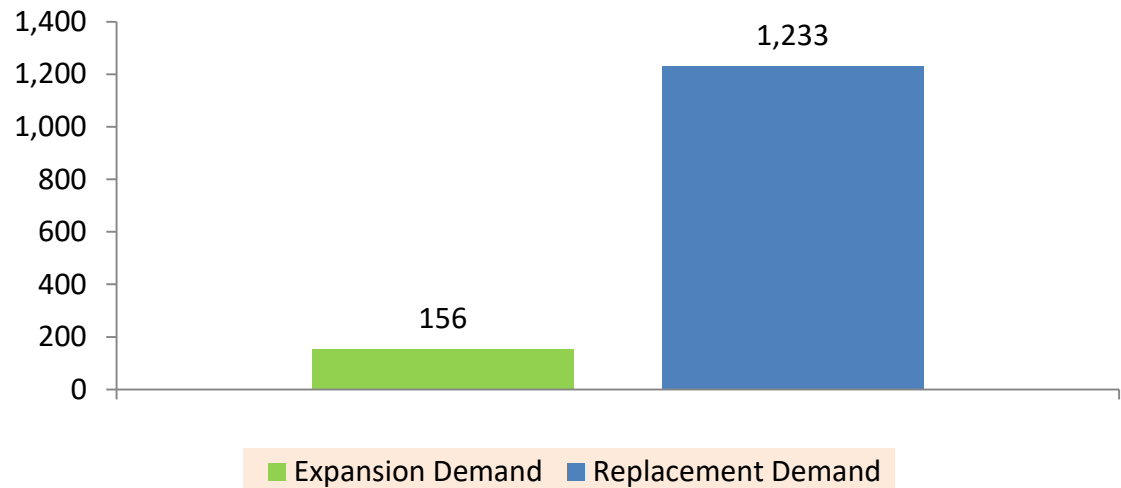
This broad category comprises specialized middle management occupations in art, culture, recreation and sport, as well as professional, technical, support and other occupations concerned with art and culture (including the performing arts, film and video, broadcasting, journalism, writing, creative design, libraries and museums), recreation and sports.

Key Points

- 1,389 job openings
- 1.8 per cent of all forecasted job openings
- Rating of 2.2 (balanced)

Balanced – Projected labour supply is expected to be able to meet projected job openings (i.e. balanced labour market).

Forecasted Job Openings (2023-2032)



Occupations with the most job openings:

- Creative designers and craftspersons (262)
- Librarians, archivists, curators and other occupations related to museum and art galleries (258)
- Writing, translating and related communications professionals (239)
- Creative and performing artists (207)
- Managers in art, culture, recreation and sport (167)
- Photographers, graphic arts technicians and technical and co-ordinating occupations in motion pictures, broadcasting and the performing arts (161)

Occupational Forecast for Sales and Service Occupations (2023-2032)

Sales and Service

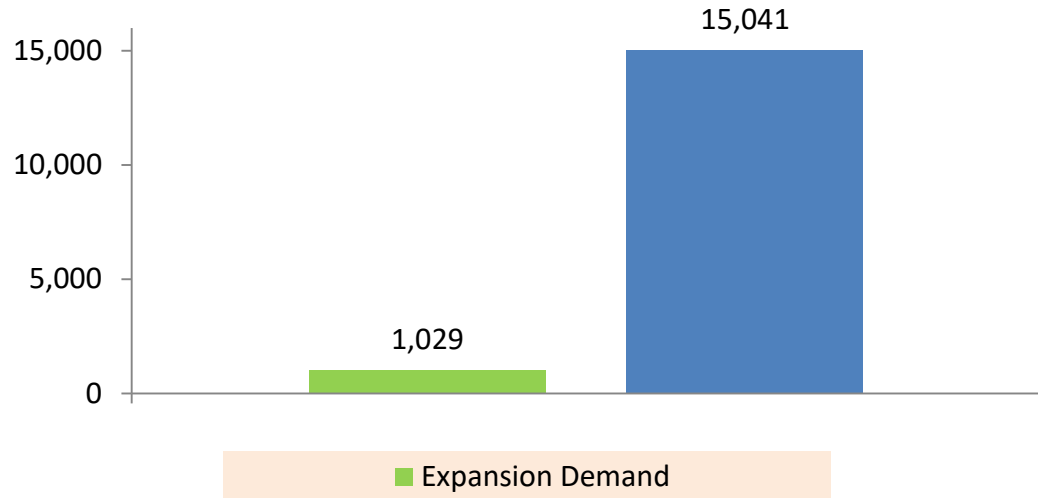
This broad category comprises middle management occupations in wholesale and retail trade, and customer services, as well as occupations concerned with wholesale and retail sales, and customer, personal and support service occupations related to a wide range of trade and service industries.

Key Points

- 16,070 job openings
- 20.3 per cent of all forecasted job openings
- Rating of 2.4 (balanced)

Balanced – Projected labour supply is expected to be able to meet projected job openings (i.e. balanced labour market).

Forecasted Job Openings (2023-2032)



Occupations with the most job openings:

- Retail and wholesale trade managers (2,600)
- Retail salespersons (2,271)
- Light duty and specialized cleaners (1,617)
- Cashiers (1,068)
- Janitors, caretakers and heavy-duty cleaners (997)
- Insurance, real estate and financial sales occupations (996)
- Security guards and related security service occupations (886)

Occupational Forecast for Trades, Transport and Equipment Operators and Related Occupations (2023-2032)

Trades, Transport and Equipment Operators and Related

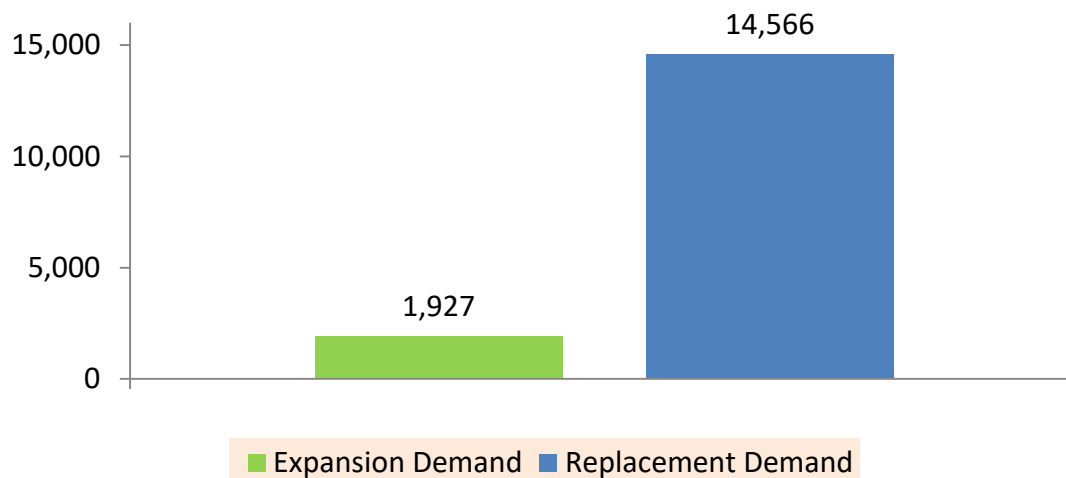
This broad category comprises middle management occupations in trades, transportation and equipment, as well as occupations such as: technical trades and transportation officers and controllers; general trades; mail and message distribution, other transport equipment operators and related maintenance; helpers and labourers; and other drivers and operators.

Key Points

- 16,493 job openings
- 20.8 per cent of all forecasted job openings
- Rating of 2.6 (tightening)

Tightening – Projected labour supply to meet job openings will require increased labour supply responses (i.e., in-migration, higher participation rates, inter-occupational shifts). Additional supplies of qualified workers to meet unanticipated short-term increases in demand in the province are limited (i.e. demand for labour may exceed supply).

Forecasted Job Openings (2023-2032)



Occupations with the most job openings:

- Transport truck drivers (1,576)
- Building maintenance installers, servicers and repairers (1,196)
- Carpenters and cabinetmakers (1,133)
- Trades helpers and labourers (1,112)
- Longshore workers and material handlers (817)
- Automotive service technicians, truck and bus mechanics and mechanical repairers (765)
- Construction millwrights and industrial mechanics (615)

Occupational Forecast for Natural Resources, Agriculture and Related Production Occupations (2023-2032)

Natural Resources, Agriculture and Related Production

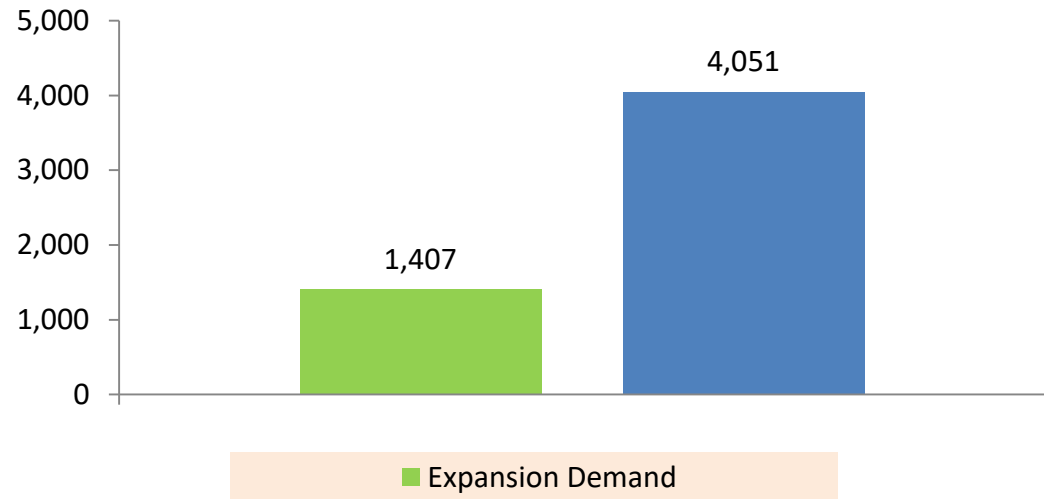
This broad category comprises middle management occupations in natural resources, agriculture and related production, as well as occupations concerned with supervision and equipment operation in the natural resource-based sectors. Harvesting, landscaping and natural resources labourers are also included.

Key Points

- 5,458 job openings
- 6.9 per cent of all forecasted job openings
- Rating of 2.6 (tightening)

Tightening – Projected labour supply to meet job openings will require increased labour supply responses (i.e., in-migration, higher participation rates, inter-occupational shifts). Additional supplies of qualified workers to meet unanticipated short-term increases in demand in the province are limited (i.e. demand for labour may exceed supply).

Forecasted Job Openings (2023-2032)



Occupations with the most job openings:

- Fishing vessel masters and fishermen/women (2,288)
- Other workers in fishing and trapping and hunting (768)
- Contractors and supervisors, mining, oil and gas (361)
- Managers in natural resources production and fishing (283)
- Harvesting, aquaculture and forestry labourers (278)
- Forestry logging supervisors, operators and workers (274)
- Landscaping and grounds maintenance labourers (259)

Occupational Forecast for Occupations in Manufacturing and Utilities (2023-2032)

Manufacturing and Utilities

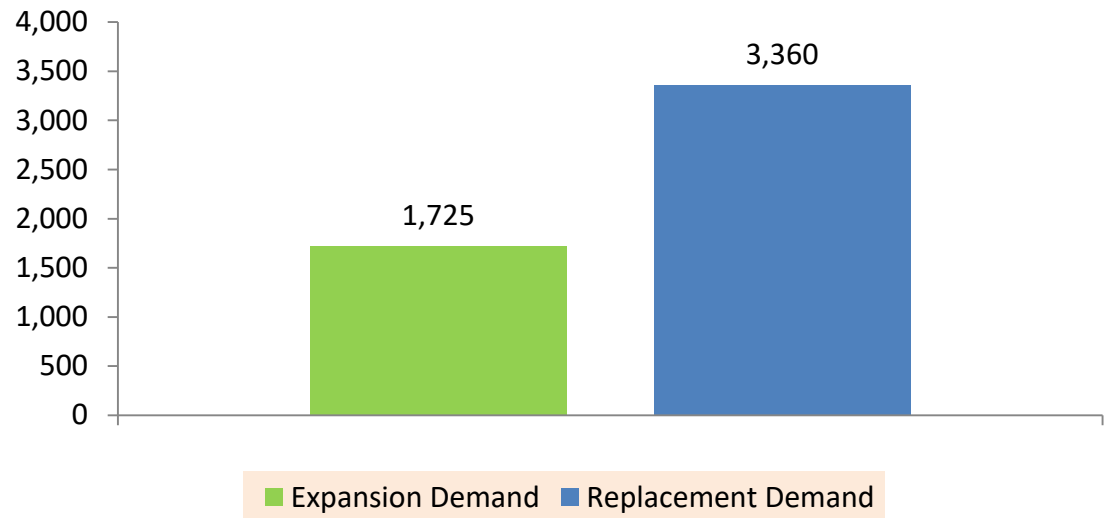
This broad category comprises middle management occupations in manufacturing and utilities, as well as occupations concerned with supervisory, production and labouring in manufacturing, processing and utilities.

Key Points

- 5,085 job openings
- 6.4 per cent of all forecasted job openings
- Rating of 2.8 (tightening)

Tightening – Projected labour supply to meet job openings will require increased labour supply responses (i.e., in-migration, higher participation rates, inter-occupational shifts). Additional supplies of qualified workers to meet unanticipated short-term increases in demand in the province are limited (i.e. demand for labour may exceed supply).

Forecasted Job Openings (2023-2032)



Occupations with the most job openings:

- Labourers in fish and seafood processing (1,396)
- Fish and seafood plant workers (1,250)
- Labourers in processing and manufacturing, excluding food and beverage (474)
- Utilities equipment operators and controllers (395)
- Supervisors, processing and manufacturing occupations (271)
- Managers in manufacturing and utilities (259)

Occupations with High Levels of Total Job Openings from 2023-2032

NOC Code(s)	NOC Title	# of Openings
60020	Retail and wholesale trade managers	2,600
8312	Fishing vessel masters and fishermen/women	2,288
64100	Retail salespersons	2,271
1310	Administrative, property and payroll officers	2,137
31300, 31301	Professional occupations in nursing	1,939
44101	Home support workers, housekeepers and related occupations	1,677
65310, 65311	Light duty and specialized cleaners	1,617
4210, 4420	Occupations in front-line public protection services	1,607
73300	Transport truck drivers	1,576
95107	Labourers in fish and seafood processing	1,396
0001	Legislators and senior management	1,340
14100	General office support workers	1,323
13110	Administrative assistants	1,290
94142	Fish and seafood plant workers	1,250
3211, 33100, 33102-33109	Assisting occupations in support of health services, including dental	1,248