



Newfoundland Labrador

Outcomes Report

Table of Contents

Executive Summary	1
Methodology and Approach	5
Outcomes	6
Active Transportation	6
Water	7
Waste Water	8
Community Energy Systems	9
Solid Waste	10
Capacity Building	11
Provincial Waste Management Strategy	12
Municipalities Newfoundland and Labrador	15
Public Transit Fund	16
List of Appendices	
Appendix A: Newfoundland and Labrador Funding 2006-2014	17
Appendix B: Newfoundland and Labrador Expenditures 2009-2012	18

Executive Summary

The Outcomes Report describes the investment and results from the Canada-Newfoundland Gas Tax Fund (GTF) and Public Transit Fund (PTF) contribution agreements between the Government of Canada and the Province of Newfoundland and Labrador.

The GTF and PTF were designed to achieve or contribute, to environmental sustainability through shared national outcomes. The funding provides support for the construction; rehabilitation and/or expansion of public infrastructure relating to key investment categories.

This report is intended to provide information on how the investment in projects completed between September 30, 2009 to December 31, 2012 have contributed to the objective of cleaner air, cleaner water and reduced greenhouse gas emissions. The first outcomes report was published in September 2009.

Gas Tax Fund

The Canada-Newfoundland Gas Tax Agreement, signed in 2006, committed \$206.9 million of federal gas tax revenues to then 283 municipalities and Inuit Community Governments over an 8 year period. Since the signing of the original agreement, the province of Newfoundland and Labrador now has 271 municipalities and 5 Inuit Community Government through amalgamations and annexations of local governments.

Objectives of the GTF are:

- Cleaner Air
- Cleaner Water
- Reduced Greenhouse Gas Emissions

The GTF provides funding for the following eligible project categories:

- Active Transportation
- Solid Waste
- Water
- Wastewater
- Community Energy Systems
- Capacity Building

Figure 1 shows the number of completed projects, per project category. A total of 1,090 projects were completed between September 30, 2009 to December 31, 2012.

Figure 1: Gas Tax for Completed Projects by Project Category

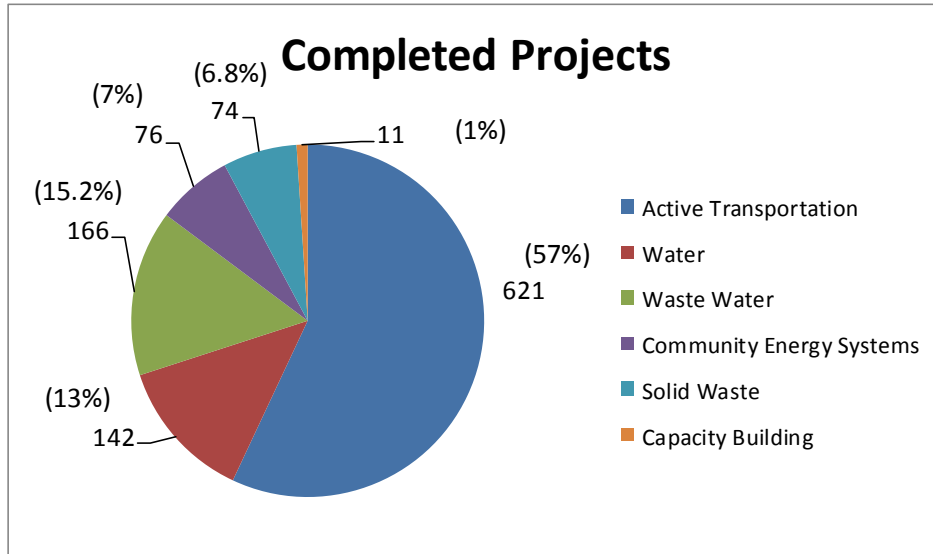
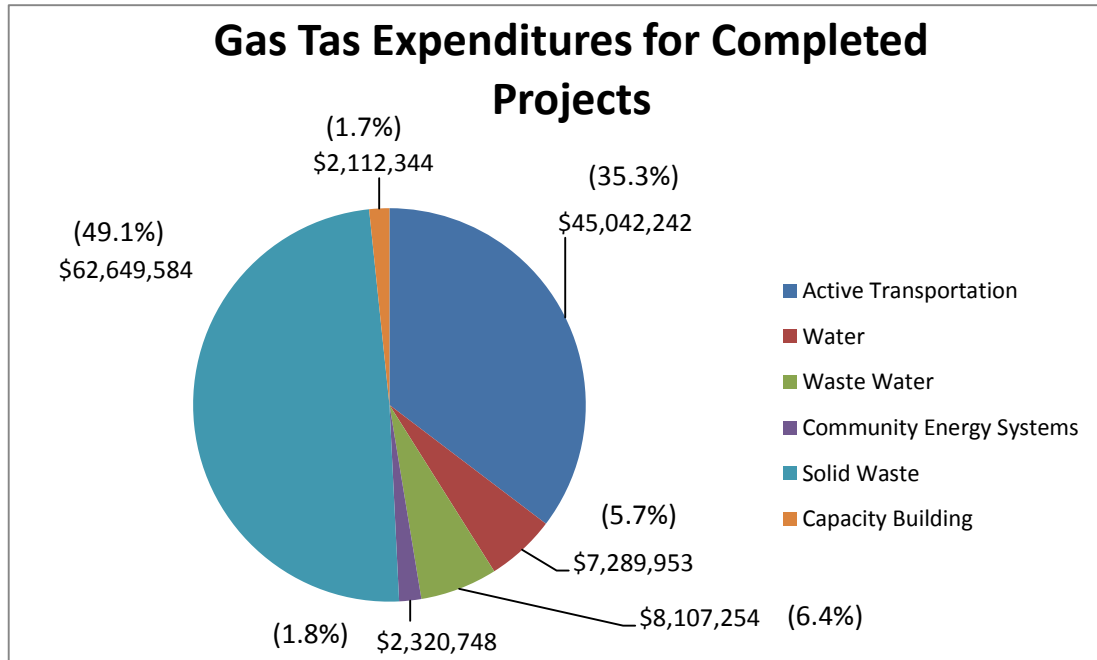


Figure 2 shows the expenditures related to projects that were completed by eligible recipients between September 30, 2009 to December 31, 2012. GTF funded \$127, 522,125.

Figure 2: Gas Tax Expenditures for Completed Projects by Project Category



The projects that have been completed have had a positive impact on the key environmental outcomes of cleaner air; cleaner water and reduced greenhouse gas emissions, with 704 projects contributing to the reduction of greenhouse emissions and/or cleaner air, and 218 contributing to cleaner water.

To access funding, a municipality or Inuit Community Government must enter into a Local Government Gas Tax Funding Agreement with the province and submit a multi-year Capital Investment Plan. Compliance with the agreements will be measured through municipal audits called annual expenditure reports.

The Oversight Committee, with representatives from the province, the federal government and Municipalities Newfoundland and Labrador monitor the program and is responsible for:

- a) Monitoring the overall strategic implementation of the Gas Tax Agreement;
- b) Coordinating the development of a plan for continued collaboration in Newfoundland and Labrador:
 - i. Developing further elements of the cities and communities agenda for Newfoundland and Labrador;

- ii. Encouraging inter-governmental cooperation in priority setting and program delivery; and
 - iii. responding to sustainability planning outcomes.
- c) Other duties as specifically indicated in the Agreement.

A unique part of the agreement included a Waste Management allocation designed to result in long term solution for modern waste management in our province. This was based on the mutual agreement of the Department of Municipal and Intergovernmental Affairs, Municipalities Newfoundland and Labrador (MNL) and Infrastructure Canada. The funding provided to the Provincial Waste Management strategy has improved the way we manage solid waste in our province. This initiative will be a significant contributor to the reduction of lower greenhouse gas emissions and cleaner air.

Public Transit Fund

The Canada-Newfoundland and Labrador Public Transit Funding Agreement was part of a one-time contribution of \$400 million available to provinces and territories for public transit infrastructure. Canada's contribution through this agreement was shared between the cities of St. John's and Corner Brook based on an allocation floor and ridership and will support capital investments in existing public transit systems.

The PTF investment has created and enhanced existing municipal transit infrastructure in St. John's and Corner Brook, and supported the protection of the environment through the reduction of gas emissions and increased use of public transit.

The Public Transit Agreement signed in 2006 and expired March 31, 2010, provided a one-time transfer to the province of \$20.5 million for municipal transit infrastructure. These funds were allocated only to St. John's (\$18.5M) and Corner Brook (\$2M), as they are the only cities in Newfoundland and Labrador with their own public transportation systems.

Methodology and Approach

The Outcomes indicators and project plan was approved at the June 22, 2012 Oversight Committee meeting. The report contains information on the cumulative investments made, including information on the degree to which these investments have actually contributed to the objectives of cleaner air, cleaner water and reduced greenhouse gas emissions. The outcomes measures and indicators were chosen by each eligible recipient and were reviewed against the audited annual expenditure reports.

Development of the Outcomes Report required the following:

- Indicator development;
- Indicator data measurement;
- Gathering and compilation; and
- Preparation of the environmental outcomes for each project category.

This report will provide the Government of Canada and the general public with comprehensive and verifiable information related to its investments, environmental benefits and results achieved through both GTF and PTF Agreements.

Information in this report was mainly provided by the eligible recipients and available in the audited annual expenditure reports.

Outcomes

Active Transportation

In the Active Transportation project category, 621 projects were completed by December 31, 2012. This category accounts for \$45,042,240 of completed projects.

This program improved 323.97 kilometers of local roads, 2.77 kilometers of pathways, and .13 reduction in the number of kilometers of improved bridges. These projects showed a reduction of greenhouse gas emissions by having improved smoother road surfaces and bridges which creates less pollution in the air. As for trails, bike lanes, and sidewalks it provided alternative option for citizens rather than using their vehicles to arrive at their destination.

Based on discussion with the recipients, these investments had many other secondary benefits including boosts to the local economy by improving road transport so that more people will have better access to road networks, economic activities and public infrastructure and services that will improve their livelihoods. Improved roads, bridges and pathways will also improve access to jobs, health centers and educational facilities in rural and regional service centers.

Project Category	Final Outcome	Outcomes Indicator	Quantitative Outcome Measure	# of Projects Reported	Gas Tax Expenditures
Active Transportation	Reduced GHG	# of KM of road improvements that are safer/more efficient	323.97	615	\$44,419,510
		# of km of pathways (trails/bike lanes/sidewalks)	2.765	3	\$194,901
		Bridges/Tunnels-Reduction in number of km traveled	0.126	3	\$427,829
Total				621	\$45,042,242

Testimonial: Active Transportation Projects in the Town of Paradise

The Town of Paradise completed two projects in the Active Transportation category:

1. *Reconstruction of Angel's Road and Buckingham Drive*
2. *Installation of New Traffic Light at Topsail Road and Carlisle Drive*

These projects optimized the flow of traffic and reduced traffic congestion. The Town recognized several adverse impacts that attributed to traffic congestion. These include: increased vehicle operating costs, increased fuel consumption, congestion-related accidents and higher emissions attributable to congestion.

In the case of Angel's Road, deterioration contributed to a road system that was unable to accommodate traffic at an adequate speed. By improving existing roads and enhancing their traffic carrying capability, the Town of Paradise influenced fuel consumption and carbon dioxide emissions.

Modifications to the intersection of Angel's Road and Buckingham Drive allowed turning traffic to do so more efficiently and safely.

The intersection of Carlisle Drive and Topsail Road was a highly congested area during morning and evening weekday peak periods. Traffic entering or leaving the Town of Paradise via Topsail Road had to pass through this intersection. Installation of up-to-date traffic controls optimized traffic movement in this area; thereby, increasing traffic flow and reducing congestion.

Both of these projects reduced poor air quality, toxic chemicals and greenhouse gases.

Water

Newfoundland and Labrador had 142 completed water projects costing \$7,289,952. There were many types of projects funded including new household connections, improved water capacity, and improved energy efficiency.

Project Category	Final Outcome	Outcomes Indicator	Quantitative Outcome Measure	# of Projects Reported	Gas Tax Expenditures
Water	Cleaner Water	# of new households connected to a municipal water system	1,721	23	\$2,749,179
		# of households currently connected to a municipal water system that has improved potable water quality	46,340	102	\$3,566,513
		Increase in potable water produced (cubic meters/annum)	309.91	3	\$53,777
		# of meters water main installed	6,032	12	\$887,139
		# of households connected to fire hydrant services	314	1	\$2,955
		Population served	7,367	1	\$30,390
Total				142	\$7,289,953

Testimonial: Water Project in the Town of Gambo

Upon completion, this water project installed water lines to six existing homes that were experiencing little or no water pressure at times. This area of town had six homes connected to a half inch line but the upgrade allowed each home to be connected to an individual three quarter inch line thus increasing the water pressure significantly.

Along with the increased water pressure, the water quality to these homes was also improved. By replacing existing lines with modern, up to date infrastructure has greatly reduced strain on the overall system, thus preventing future problems. The homes were also connected to the town's waste water system allowing for improved waste water disposal with positive benefits for the environment at the same time providing for future land development.

Waste Water

The objective of the waste water category is to produce an environmentally safe fluid waste stream or treated effluent and solid waste suitable for disposal or reuse.

Waste water treatment encompasses a number of steps which filters and cleans waste water. Currently, Newfoundland and Labrador municipalities employ a variety of primary wastewater treatment methods and some municipalities provide a secondary treatment.

Newfoundland and Labrador has completed total of 76 waste water projects with a financial contribution from GTF of \$8,107,252.

Project Category	Final Outcome	Outcomes Indicator	Quantitative Outcome Measure	# of Projects Reported	Gas Tax Expenditures
Waste Water	Cleaner Water	# of new households connected to a municipal waste water system	894	11	\$1,755,806
		# of households currently connected to a municipal water waste treatment and collection system whose wastewater is treated to a higher quality	49,955	35	\$2,470,535
		Increase in capacity to treat wastewater (cubic meters/annum)	70,592.5	8	\$608,975
		# of meters sanitary sewer installed	2,876.72	7	\$2,001,681
		# of meters of storm sewer installed	1,677	9	\$867,025
		# of households with reduced risk of flooding	109	4	\$169,695
		population served	14,919	2	\$233,535
Total				76	\$8,107,252

Testimonial: Waste Water Project for the Town of Bishop's Falls


In 2007, the Town of Bishop's Falls commenced the long process of instituting a community wide wastewater treatment system. Although such a system was envisioned long before, 2007 marked the beginning of the formal process to see the goal realized. Gas tax played an important role in the early years. In those early years, the Gas Tax Program was fundamental to the project and the growth of the community. Gas tax resources were used to undertake a pre-planning wastewater treatment study, which formed the foundation for future activities, and they were also critical to ensure the continued development of the municipality. At the time, the Town was placed under a provincial government order that no further untreated wastewater could be discharged into the Exploits River. The blivet (a gas tax project) was installed on Kings Road so the Butler Street subdivision could proceed. Over the past five (5) years the Town continued to make tremendous progress in relation to the wastewater treatment system .

Community Energy Systems

This category represents integrated approaches to supplying a local community with its energy requirements from renewable energy or high-efficiency co-generation energy source. These benefits include cost savings from reduced energy and water use, less waste production, diminished environmental and emission cost, lower operation and maintenance costs and enhanced productivity and health environment. The majority of the projects completed in this category focused on energy efficient doors, windows and insulation that help improve energy efficiency for numerous municipal building and facilities in the province.

Buildings account for about 40% of energy consumption, mainly for heating, cooling and powering electric equipment and appliances. Newfoundland and Labrador has 74 completed projects in this category with a financial cost of \$2,320,748.

Project Category	Final Outcome	Outcomes Indicator	Quantitative Outcome Measure	# of Projects Reported	Gas Tax Expenditures
Community Energy Systems	Reduced GHG	# of buildings and facilities that have been improved	77	74	\$2,320,748
Total				74	\$2,320,748



Waste Oil Furnace-Cape St. George

Testimonial: Community Energy System Project for the Town of Cape St. George

The Town of Cape St. George spent \$22,000 from the Federal Gas Tax Fund to renovate their municipal building that will enhance the services that it provides the residents of our community. The Town of Cape St. George installed a waste oil furnace that is expected to save the Town over \$8,000 per year in oil and energy bills. The waste oil furnace has eliminated the need to add electric space heaters in the building.

In addition, the Town is able to recycle oil for at least 4 businesses in the area that would have sent their oil via a collector to an oil refinery outside the province. Therefore, the region as whole is benefiting the recycling and energy saving efforts.

Solid Waste

Solid Waste projects provide municipalities with new ways to dispose of their garbage through various initiatives such as composting, recycling or landfill cleanup. The environmental impact of waste will therefore be reduced.

In Newfoundland and Labrador, through the federal gas tax fund there were nine completed projects that used \$154,059 of gas tax funding, other than the Provincial Waste Management Strategy described later in this report.

Project Category	Final Outcome	Outcomes Indicator	Quantitative Outcome Measure	# of Projects Reported	Gas Tax Expenditures
Solid Waste	Reduced GHG/Cleaner Air	Population served	1,577	3	\$48,115
		# of households with improved solid waste practices	110	1	\$3,993
		Increase in solid waste to be diverted through recycling and composting (metric tonne/per annum)	0.126	2	\$20,816
		Reduction in solid waste sent to landfills (metric tonne/per annum)	56	3	\$81,135
Total				9	\$154,059

Testimonial: Solid Waste Project for the Town of Holyrood

The Town of Holyrood acquired a Chipper/Mulcher for organics management. The Town has the first Multi-Materials Stewardship Board supported community composting centre. The Town has constructed the site and provided over 400 kitchen composters to residents. The Town also collects organics from Holy Cross Elementary School. The chipper/mulcher provides tremendous opportunity to chip and much the 300 truckloads of bows, limbs and trees that we must pick up and dispose of each Christmas season in order to keep vegetation from our roads. The Town will use the woodchips in our compost centre and the residents have the opportunity to use the woodchips for their home based composting. The Town of Holyrood also uses the woodchips and mulch in its beautification projects throughout the town.

Capacity Building

Municipal Capacity Building relates to improving effective planning, engineering and administration to improve the delivery of core programs and services.

There were 166 projects completed in the Capacity Building category representing \$2,112,344 of Gas Tax Funding. This does not include projects conducted by Municipalities Newfoundland and Labrador, which are described later in this report.

Project Category	Final Outcome	Outcomes Indicator	Quantitative Outcome Measure	# of Projects Reported	Gas Tax Expenditure
Capacity Building	N/A	Population served	292,830	166	\$2,112,344
Total				166	\$2,112,344

Testimonial: Capacity Building Project for the Town of Marystown

The capacity building project we completed with Gas Tax funding was Tangible Capital Asset Inventory. The funding allowed us to hire a consultant to value and inventory all our water and sewer infrastructure, buildings, land equipment and recreational facilities.

The project highlighted our need to digitize our underground infrastructure and we are now having new GIS software built for our town. The new Regional Asset Management system project has become vital to us managing our infrastructure needs for the future and to identify and proactively replace aging underground water and sewer lines before they break and cause flooding.

The project made a very positive impact on our ability to adequately service our residents by identifying aging infrastructure and replace it before it eroded. It allowed us to properly value our assets and to validate our reasoning behind funding requests from government agencies and to allow continuity in our accounting procedures.

Provincial Waste Management Strategy

In 2002, the Government of Newfoundland and Labrador released a province-wide Provincial Solid Waste Management Strategy designed to result in long term solutions for modern waste management in the province - for the benefit of our environment, our communities, and our residents. The Strategy followed an extensive public consultation process that indicated strong public support for a new approach to waste management in our province. The report that followed the public consultation, "A Call to Action for Environmental Protection", was instrumental in designing the Strategy.

In 2007, the Government of Newfoundland and Labrador announced the implementation and funding plan for the strategy. The strategy aims to reduce the amount of waste going into landfills in the province by 50% through the development of new waste diversion programs and to reduce the number of waste sites in the province by at least 80%. It is expected that full implementation of the strategy will occur by 2020 – although significant advances are being made now and the majority of our population will be participating in modern waste management systems by 2012.

The Government has committed to covering 100% of the required capital costs for the Strategy. Municipalities will not have to use their current funds or to borrow new funds for this purpose, which will positively impact their operating costs upon implementation. Capital funding for the Provincial Solid Waste Management Strategy is being provided by Federal Gas Tax funds allocated to Newfoundland and Labrador and investments under the provincial Municipal Infrastructure Program.

Capital funding is available for initiatives that advance the Strategy. Examples include:

- Engineering studies to identify both interim and long term options to consolidate and close existing dumpsites.
- Purchase of waste collection vehicles that will facilitate the sharing of waste management services and result in the closure of dumpsites.
- Necessary upgrades to existing waste disposal sites that facilitate the closure of neighboring sites (interim consolidations).
- Procurement and construction of waste management infrastructure such as: material recovery (recycling) facilities; engineered landfills; leachate collection and treatment systems; waste transfer facilities; associated infrastructure; as well as all related engineering costs and the initial acquisition of required equipment to support the operation.

The province is currently divided into 12 waste management regions plus several isolated communities that are only accessible by boat or plane.

For the Island portion of the Province, the strategy has introduced two full-service regional waste management facilities in the Avalon and Central regions – known as host regions. While non-host

regions may have various types of waste management infrastructure such as transfer stations and local composting facilities. Only the host regions will contain landfills for final waste disposal.

Government recognizes that Labrador and isolated communities have unique challenges in the implementation of modern waste management practices. Government will engage with municipal leaders in these areas to develop waste management programs that meet the challenges while also ensuring that they contribute to the overall objectives of the Strategy. Over the coming months and years provincial and local levels of government, including the Nunatsiavut Government, will work collaboratively to outline an appropriate action plan for Labrador and isolated communities.

Numerous waste management milestones were achieved in the areas of recycling, new infrastructure and legislative changes affecting all areas of the province. Through these many successes, the Provincial Government continues to promote a modern and environmentally-sound approach to waste management.

Key initiatives which occurred include:

- Six Regional Service Boards have been established to date under the Regional Services Boards Act, 2012;
- Opening the new Central Newfoundland Waste Management Facility at Norris Arm, a total investment of \$64.6 million;
- Implementing composting pilot projects in several towns;
- Closing the local incinerators and establishing a well-managed landfill for Labrador West, a total investment of \$6 million;
- Launching a recycling program for waste paint through a network of 51 drop-off locations across the province;
- Holding a number of Household Hazardous Waste collection events throughout the province;
- Initiating a pilot project to collect residential used tires;
- Amending the Waste Management Regulations to establish an e-waste recycling program; and,
- Issuing a Request for Proposals for an independent consultant to identify ways to address organic waste in the province.

Approximately two-thirds of the province's population is currently disposing of its waste in a lined landfill at either Norris Arm or Robin Hood Bay. Close to 50 per cent of the province's population also have access to recycling facilities. Throughout the province the number of disposal sites has been reduced, with over 148 dumps closed to date, a 63 percent reduction.



Central Waste Management Facility-Norris Arm

The Provincial Solid Waste Management Strategy aims to reduce the amount of materials in provincial landfill sites by 50 per cent and to encourage residents of Newfoundland and Labrador to participate in waste diversion programs such as recycling and composting. The strategy also aims to reduce the total number of waste disposal sites by 80 per cent, eliminate open burning of waste at disposal sites and phase out incinerators and unlined landfills. Full implementation of the strategy is on target for 2020. A total of \$145.3 million has been invested in the strategy in the province, \$82.8 million by the Provincial Government and \$62.5 million from Gas Tax funding.

Overall, the waste management strategy and implementation has produced lower greenhouse gas emissions and cleaner air.

Central Regional Waste Management Facility

The Central Regional Service Board was provided funding of \$64.6 M (including \$21.3M from the federal Gas Tax allocation) for the construction of the regional waste management facilities at Norris Arm North. The regional site became operational in 2012 and provides waste management services to 108 communities in Central Newfoundland. The opening of the regional landfill site has resulted in the closure of 42 dump sites which involved 108 communities.

Regional infrastructure includes lined landfill, administration building, maintenance garage, public drop off area, construction and demolition disposal area, weigh scales and roads at the regional site. Seven local waste management facilities are located throughout the region consisting of transfer station building, public drop off and weigh scales.

Construction is currently underway for the regional material recovery (recycling) facility for the Central Region.

Municipalities Newfoundland and Labrador

The Community Cooperation Office (CCO) was created to serve as a research and policy office within Municipalities Newfoundland and Labrador. The CCO is a catalyst for developing viable and sustainable municipalities in Newfoundland and Labrador by providing information, research, analysis, training, facilitation and advisory services.

Since 2006, the CCO has been funded by interest earned on the Gas Tax revenue of \$75,000 per year. This funding is in accordance with the section 5.3.6 of the Canada-Newfoundland and Labrador Agreement on the Transfer of Federal Gas Tax Revenues 2006-2015, which states, *“Newfoundland and Labrador may also allocate interest earned on the Funds to support the capacity building efforts of the Newfoundland and Labrador Association of Municipalities (NLFM) up to \$75,000 per annum, provided the NLFM submits in advance, for review and acceptance by the Oversight Committee, a business case justifying such use of Funds. Funds shall be used only for Eligible Projects identified in Schedule A and solely in respect of Eligible Costs identified in Schedule B, and for the benefit of Eligible Recipients.”*

Capacity Building Projects means projects and activities that strengthen the ability of Local Governments to develop and implement integrated community sustainability plans. One of the largest projects undertaken by the CCO was the first ever comprehensive municipal self-assessment survey for municipalities in the province. It asked municipalities to be self-reflective on a series of issues, from service delivery to the role the municipality plays in the community. The self-assessment survey was considered to be the first step in the ICSP process. Every municipality was provided with a self-assessment report, which was integrated into every municipal ICSP.

To date the CCO, has completed 15 Capacity Building projects at a total cost of \$741,364 using the interest earned from the Gas Tax funding.

Project Category	Final Outcome	Outcomes Indicator	Quantitative Outcome Measure	# of Projects Reported	Gas Tax Expenditure
Capacity Building	N/A	# of municipalities served	271	15	\$741,364
Total				15	\$741,364

Public Transit Fund

In May 2007, the Government of Canada and the Government of Newfoundland and Labrador entered into the *Canada-Newfoundland and Labrador Agreement on the Transfer of Funds for Public Transit under the New Deal for Cities and Communities, 2006-2010*. The total investment was for \$20.6 million for public transit with only 2 eligible recipients-Cities of St. John's and City of Corner Brook. This one time contribution made available to the provinces was based on an allocation floor and ridership and supported capital investments in existing public transit systems.

The Public Transit Fund was intended to help cities purchase buses, support active transportation and paratransit, and support capital improvements. Upon completion, this funding is also expected to support the protection of the environment by reducing greenhouse gas emissions and improving the quality of air.

City of St. John's-New Metrobus Facility

The new facility, which will be able to house 64 buses, will meet international eco-friendly building standards. The site resulted in increased energy efficiency, water savings and a reduction in greenhouse gas emissions. It features a number of sustainable designs and energy efficient technologies, including a rain harvesting system. The system's tanks will hold 200,000 litres of water and Metrobus estimates they'll collect about four million litres of rainwater a year, which will reduce the use of municipal water by about 55 per cent. The new depot is open and spacious and the exhaust system and carbon monoxide monitors will create a healthier work environment.

The City of St. John's chose to use their Public Transit fund (\$18,582,353 million) for the design and construction of a new Metrobus Terminal. The total project cost, including land was \$37.5 million.



New Metrobus Facility

City of Corner Brook

The City of Corner Brook had a number of projects through the Federal Public Transit Funding agreement. All project had a sustainable focus, while the each project was designed to increase transit ridership and improve energy use. A few of the projects supported by the PTF funding:

- Bicycle Lanes on Roadways
- Bus Transfer Station
- Bus Shelters

Appendix A

Newfoundland and Labrador Funding: 2006-2014

Funding Year	Allocation Amount
<i>2006-2007</i>	\$19,740,000
<i>2007-2008</i>	\$13,160,000
<i>2008-2009</i>	\$16,450,000
<i>2009-2010</i>	\$32,900,000
<i>2010-2011</i>	\$31,166,000
<i>2011-2012</i>	\$31,166,000
<i>2012-2013</i>	\$31,166,000
<i>2013-2014</i>	\$31,166,000
Total	\$206,914,000

Notes:

1. Newfoundland and Labrador received Gas Tax funding in semi-annual payments each year.
2. NL received \$94,365,000 million during the reporting period September 30, 2009 and December 31, 2012.

Appendix B

Newfoundland and Labrador Expenditures: 2009-2012

Expenditures by project category between September 30, 2009 and December 31, 2012:

Investment Category	Project Cost (Note 1)	Gas Tax Funds Spent (Note 2)
<i>Active Transportation</i>	\$54,743,820.00	\$45,042,241.45
<i>Water</i>	\$10,095,264.91	\$7,289,952.83
<i>Wastewater</i>	\$10,581,493.00	\$8,107,254.16
<i>Solid Waste</i>	\$282,577.55	\$154,060.42
<i>Community Energy Systems</i>	\$2,587,265.23	\$2,320,747.89
<i>Capacity Building</i>	\$2,378,699.32	\$2,112,343.97
<i>Provincial Waste Management Strategy</i>	\$143,000,000.00	\$62,495,524.00
Totals	\$223,669,120.01	\$127,522,124.72

Notes:

1. "Project cost" is the total cost of the completed project (i.e., municipal, provincial and/or gas tax share).
2. "Gas Tax Funds Spent" is the total amount of the gas tax funds spent on completed projects.