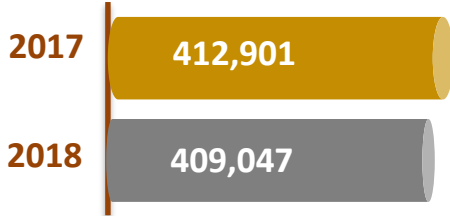


Year-to-date Tourism Performance

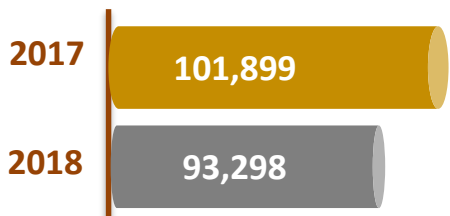
Newfoundland and Labrador January to December 2018



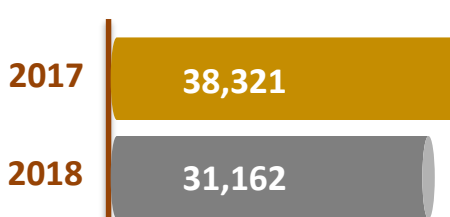
The number of non-resident **air** visitors reached an estimated 409,047 January to December 2018, down 0.9% compared to last year



The number of non-resident **auto** visitors reached an estimated 93,298 January to December 2018, a decrease of 8.4% over last year



The number of non-resident **cruise** visitors reached an estimated 31,162 in 2018, a decrease of 18.7% over 2017



2,372,739
Passenger movements

January to December 2018 at the province's 7 major airports*



308,441
Passenger movements

January to December 2018 on Marine Atlantic ferry service



1,652 Ferry crossings

January to December 2018 by Marine Atlantic



Air Access



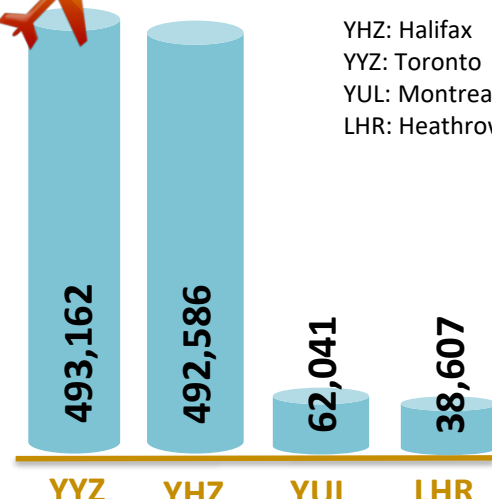
Inbound non-stop seats (7 major airports)

January to December 2018:
1,262,982 seats
(-1.4% compared to same period 2017)



Air Access

YYZ: Halifax
YYZ: Toronto
YUL: Montreal
LHR: Heathrow



Major origins by number of non-stop seats to NL, Jan to Dec 2018



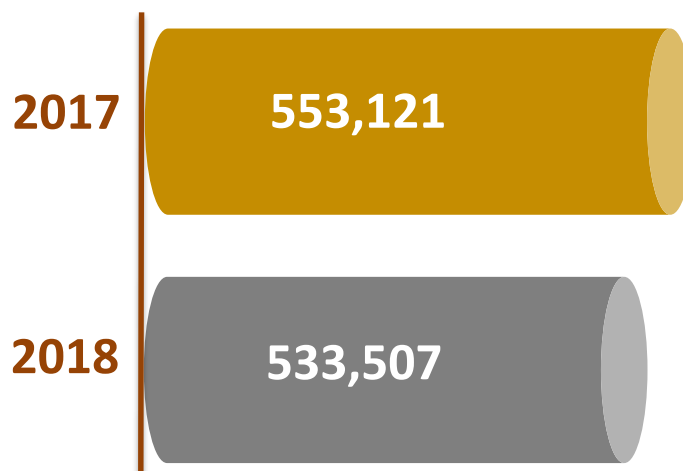
Air Access



Intra-provincial non-stop seats (7 major airports)

January to December 2018:
455,366 seats
(+2.2% compared to same period 2017)

Non-resident visitation

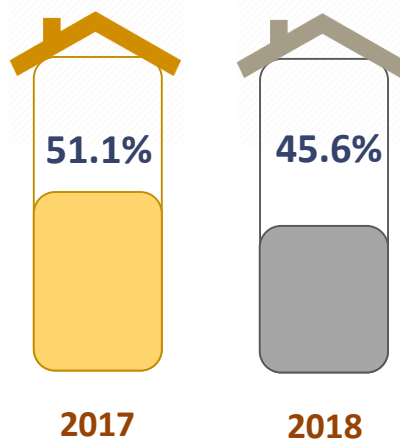


Year over year change:
-3.5%

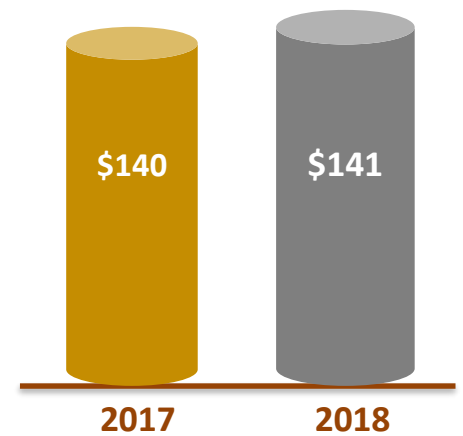
Overall, the number of non-resident automobile, air and cruise visitors to the province is estimated to have reached 533,507 for the period January to December 2018, a decrease of 3.5% over the same period in 2017



Roofed accommodation occupancy reached 45.6%, for the period ending December 2018, a decrease of 4.9 points compared to the same period in 2017



The average daily room rate reached \$141 for the period ending December 2018, an increase of 0.8% compared to the same period in 2017



87,287 visitors at Provincial Museums



2.2%



102,629 visitors at Provincial Historic Sites



5.0%



131,889 visitors at National Historic Sites



6.6%



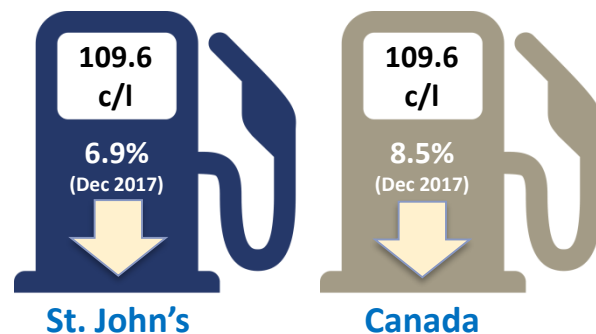
119,230 visitors at Provincial Visitor Information Centres



15.3%

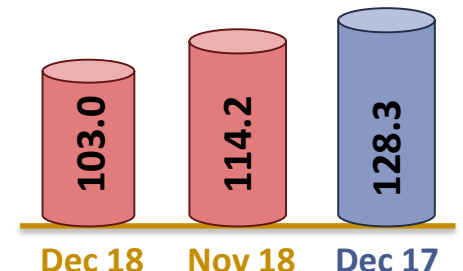
Provincial Museums: The Rooms Jan – Dec; Mary March, Seamen's Museum, Labrador Interpretation Centre: late Apr – Oct
Provincial Historic Sites, National Historic Sites, Provincial Visitor Information Centres: operating season starting May 2018
National Historic Sites: excludes Hawthorne Cottage (site closed in 2018 for restoration)

Average retail gas price Dec 2018



Consumer Confidence (Canada)

(Measures consumers' feelings about current and future economic conditions, indicator of the overall state of the economy; 2014 = 100)



*7 major airports include St. John's, Gander, Deer Lake, Stephenville, St. Anthony, Goose Bay and Wabush