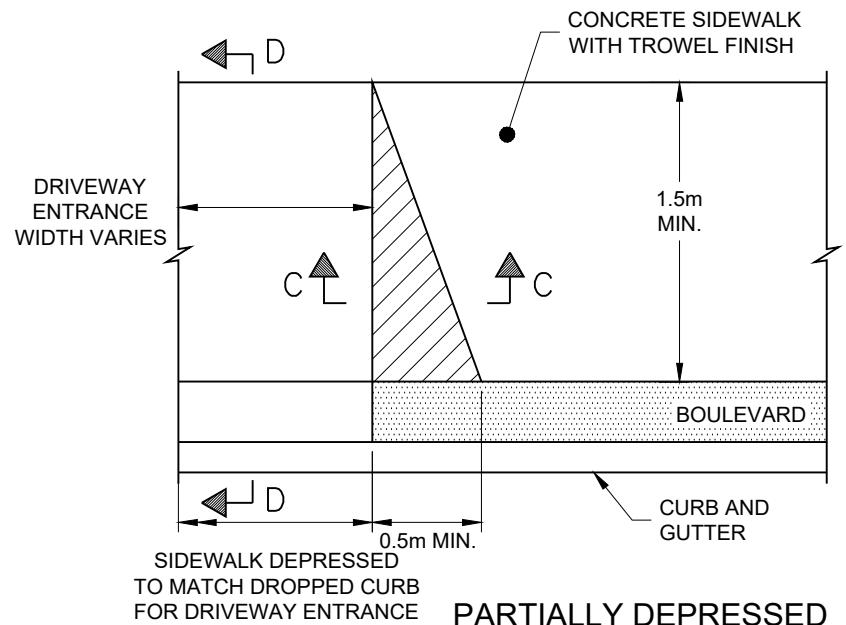
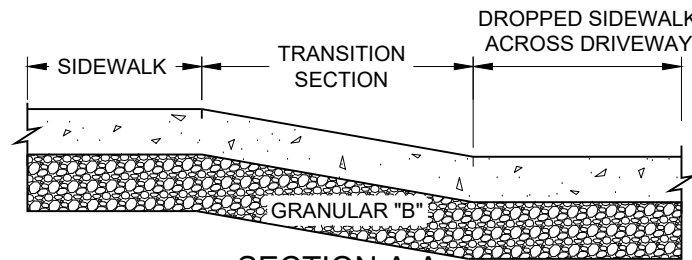


FULLY DEPRESSED

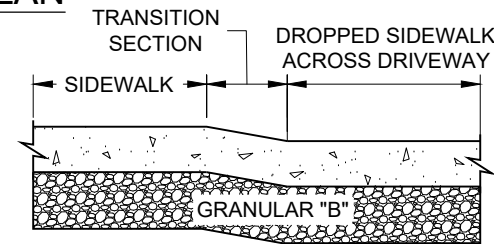


PARTIALLY DEPRESSED

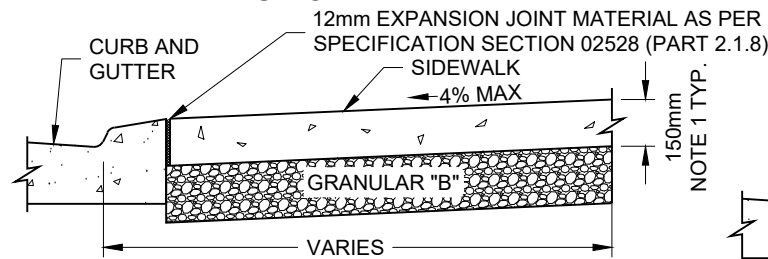
**SIDEWALK AT DRIVEWAY ENTRANCE - PLAN**



SECTION A-A

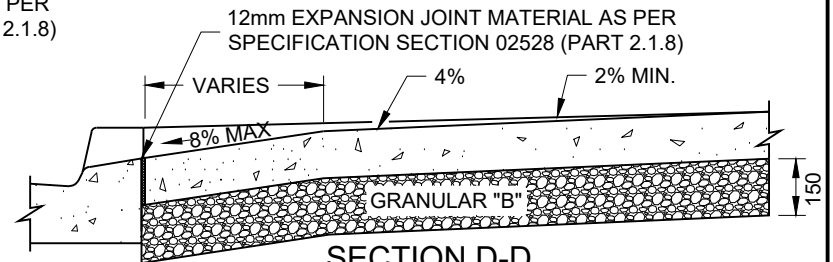


SECTION C-C



SECTION B-B

**SIDEWALK WITHOUT BOULEVARD**



SECTION D-D

**SIDEWALK WITH BOULEVARD**

**NOTES:**

1. DRIVEWAY MINIMUM THICKNESS OF SIDEWALK SHALL BE 150 MILLIMETERS, 200mm AT COMMERCIAL AND INDUSTRIAL DRIVEWAYS.
2. FOR CONTRACTION JOINT DETAIL, SEE STANDARD DRAWING 04100.
3. CONCRETE IS TO BE 32 MPa TO MEET CSA A23.1/23.2, CLASS C-2 EXPOSURE.
4. ALL DIMENSIONS ARE IN MILLIMETERS UNLESS OTHERWISE NOTED.

MUNICIPAL MASTER SPECIFICATIONS

CONCRETE SIDEWALK DRIVEWAY ENTRANCE DETAILS

DRAWING NUMBER 04140

DATE: APRIL 2023

SCALE: N.T.S.