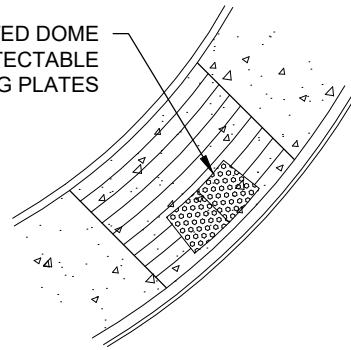


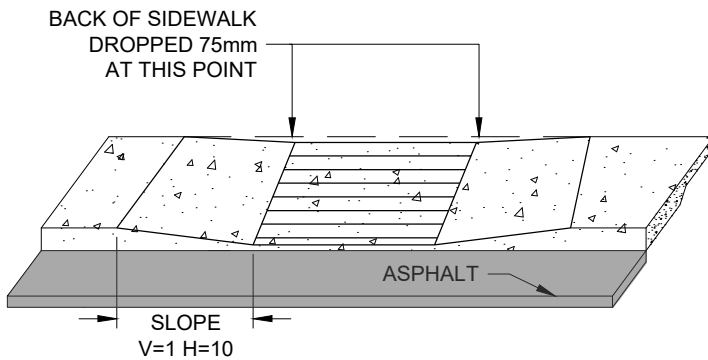
PLAN VIEW

2 TRUNCATED DOME
DETECTABLE
WARNING PLATES

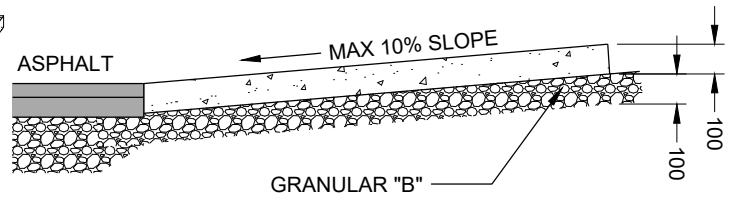


TACTILE PLATES OPTION

1. ALL TRUNCATED DOME DETECTABLE WARNING PLATE DESIGNS ARE TO BE FINALIZED BY THE PLATE MANUFACTURER, "BIBBY-STE-CROIX" OR APPROVED EQUIVALENT (610mmx610mm SQ.).
2. TRUNCATED DOME PLATES ARE TO BE PLACED 150mm OFFSET FROM BACK OF CURB (200mm MAX.) MINIMUM 150mm CONCRETE REQUIRED FROM OUTER EDGE OF PLATE ASSEMBLY TO EDGE OF SIDEWALK.
3. COLOUR OF TRUNCATED DOME PLATES TO BE NATURAL PATINA.
4. PLATES TO BE ALIGNED PARALLEL TO CURB. ON RADII, REAR CORNERS OF ADJACENT PLATES TO TOUCH.



RAMP VIEW



SECTION A-A

NOTES:

1. CONCRETE TO BE 32 MPa TO MEET CSA A23.1/23.2, CLASS C-2 EXPOSURE.
2. A NON-SKID RIBBED SURFACE SHALL BE EDGED ON RAMP. SCORE LINES MUST LINE UP IN THE DIRECTION OF TRAVEL AND BE PARALLEL WITH THE SIDEWALK. SCORE CONCRETE USING A 9.5mm TROWEL, MIN 6 SCORE LINES AT 150mm O.C.
3. THE CURB RAMP SLOPE SHOULD BE IN ACCORDANCE WITH THE PROVINCIAL BUILDINGS AND ACCESSIBILITY ACT AND REGULATIONS AND SHOULD NOT EXCEED 1:10 SLOPE.
4. ALL DIMENSIONS ARE IN MILLIMETERS UNLESS OTHERWISE NOTED.

**MUNICIPAL MASTER
SPECIFICATIONS**

CURB RAMP ON RADIUS

DRAWING NUMBER 04150

DATE: APRIL 2023

SCALE: N.T.S.