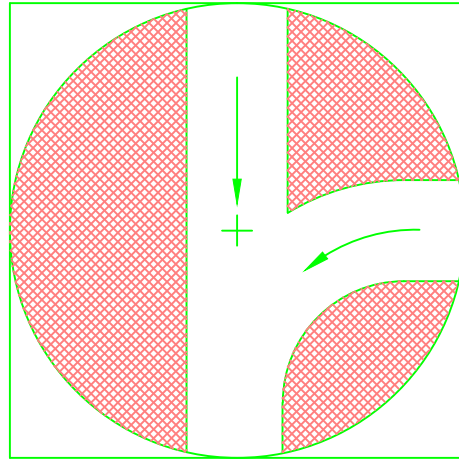
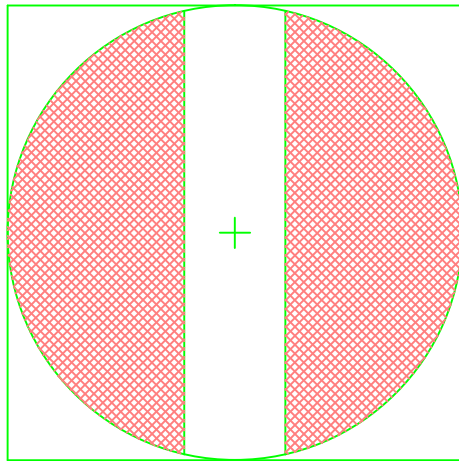


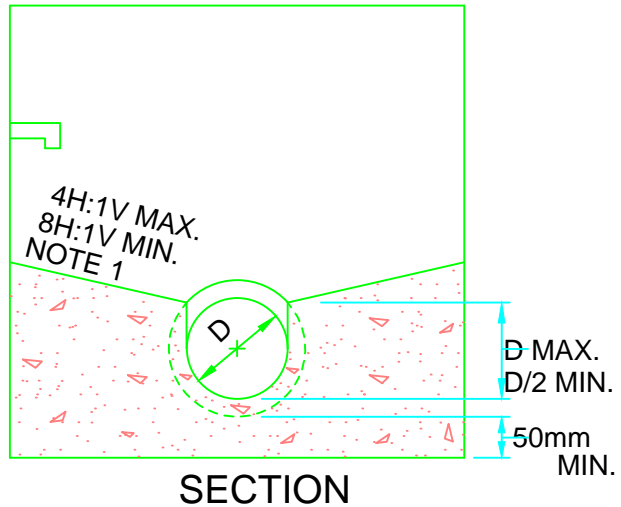
1. RIGHT ANGLE BEND



2. THREE WAY JUNCTION



3. STRAIGHT THROUGH



SECTION

MAXIMUM SIZE HOLE IN THE WALL IN PRECAST RISER SECTIONS		
MAINTENANCE HOLE DIAMETER	No. 1-2	No. 3
1200	450	900
1500	750	1050
1800	900	1485

NOTES:

1. SLOPES SHALL BE MAINTAINED FROM THE OUTLET HOLE OPENING FOR TOP OF BENCHING.
2. CONCRETE FOR BENCHING SHALL BE 30MPa.
3. BENCHING AND CHANNEL SHALL BE GIVEN STEEL TROWEL FINISH.
4. BENCHING SLOPE AND HEIGHT SHALL BE AS SPECIFIED.

5. WHEN SPECIFIED, MAN HOLES THAT ARE 1200mm IN DIAMETER WITH A UNIFORM CHANNEL FOR 200 OR 250mm PIPE MAY BE PREBENCHED AT THE MANUFACTURER WITH STANDARDIZED BENCHING SLOPE AND CHANNEL ORIENTATION.
6. ALL DIMENSIONS ARE NOMINAL.
7. ALL DIMENSIONS ARE IN MILLIMETERS UNLESS SHOWN OTHERWISE.

MASTER SPECIFICATIONS

MAINTENANCE HOLE BENCHING AND PIPE OPENING ALTERNATIVES

DRAWING NUMBER 04320

DATE: MARCH 2016
SCALE: N.T.S.